


ZELA Fixed



Meriton Suites, Surfers Paradise, Australia



SLDL214F
Lens
Beam 9° 15° 20°
Spot lighting



SLDL216F
Honeycomb
30° 40°
Anti-glare lighting



SLDL212F
ULG clear
Beam 40° 55°
Task | General lighting



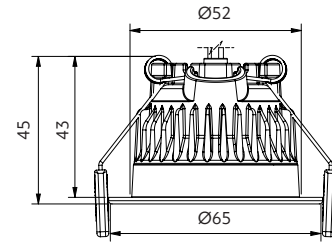
SLDL211F
Prismatic diffuser
Beam 40° 55°
General | Task lighting



SLDL213F
Opaque diffuser
Beam 90°
Wide angle lighting

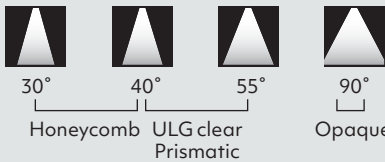
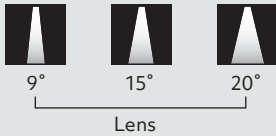
ZELA Fixed

- + enhancing visual appeal with a clean, unobtrusive design
- + feature lighting
- + compact size
- + suitable for indoor use and exterior under soffits
- + IP65 front
- + constant current



Options

Beam angle



Trim colour



CCT



¹ Sunset Dimming is available in 30°, 40° and 55° in Professional series.
² Tunable White is available in 20°, 30°, 40°, and 55° in Art series.

CRI

Professional series (P) CRI 90-94 Art series (A) CRI 95-98

Use with

ZELA adapter plates for retrofit installations

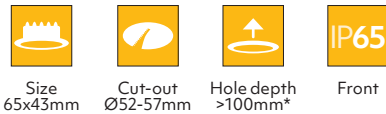
Driver included – to be specified

- Phase cut Dimming
- DALI 2 Tunable White
- DALI 2 Dimming
- SLiC Casambi Tunable White
- SLiC Casambi Dimming

Product information

Example: White, prismatic, 40°, 3000K, CRI 90, phase cut driver
 Contact Switch Lighting for data of other variants

Driver (mA)	Power (W)	Delivered lumens (lm)	Insulation coverable		
			NZ	AU	UK/EU
100	4.3	400	IC-F	IC-4	✓
150	6.4	580	IC-F	IC-4	✓
180	7.7	670	IC-F	IC-4	✓
220	9.4	780	CA135	CA90	✓



* Specification is for ceiling material ≤ 13mm with a phase cut driver.
 Required clearance to install driver through Ø52 cut-out.

how to specify ZELA Fixed

Please confirm model option availability from our website. **Not every combination is compatible.**

e.g. code = **SLDL211F-4030P-TWD15**

Model	Beam	CCT	CRI	Trim Colour	Driver	Market
SLDL214F = Lens	09 = 9° 15 = 15° 20 = 20°	24 = 2400K 27 = 2700K 30 = 3000K 40 = 4000K	P = 90-94 A = 95-98	TW = Textured White TB = Textured Black	Phase cut D08 = 100mA (4.3W) D09 = 150mA (6.4W) D15 = 180mA (7.7W) D10 = 220mA (9.4W) D11 = 260mA (11.1W) DALI 2 Tunable White D42 = 180mA (8.3W) D43 = 230mA (10.1W) D44 = 260mA (11.9W)	1 = NZ 2 = UK 3 = EU
SLDL216F = Honeycomb	30 = 30° 40 = 40°	SD = Sunset Dimming S2 = Tunable White			DALI 2 Dimming D02 = 180mA (8.3W) D03 = 230mA (10.1W) D04 = 260mA (11.9W) SLiC Casambi Tunable White D51 = 150mA (6.8W) SLiC Casambi Dimming D56 = 150mA (6.4W) D57 = 180mA (7.7W) Check online for other driver options.	
SLDL212F = ULG clear glass SLDL211F = Prismatic	40 = 40° 55 = 55°					
SLDL213F = Opaque	90 = 90°					

Please see www.switch-lighting.co.nz for full specifications, lux levels, SDoCs, ies files and installation instructions.



Warranty
7yr Luminaire
5yr Driver

L70 (60,000 h)

