

ZELA *Fire Rated Tilt*



SLDF244T
Lens diffuser
Beam 9° 15° 20°

Spot lighting




SLDF242T
ULG clear glass
Beam 40° 55°

Task | General lighting



SLDF241T
Prismatic diffuser
Beam 40° 55°

General | Task lighting

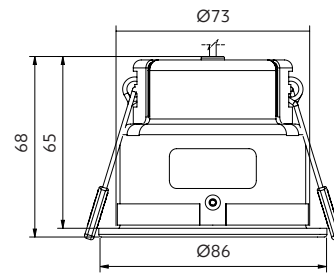


SLDF243T
Opaque diffuser
Beam 90°

Wide angle lighting

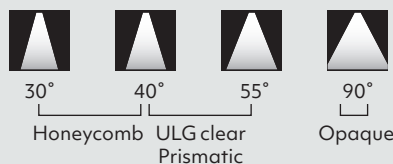
ZELA Fire Rated Tilt

- + seamlessly combine fire safety with contemporary aesthetics
- + BRANZ approved for GIB fire systems
- + fully adjustable 360° gimbal
- + IP65 front
- + constant current



Options

Beam angle



Trim colour



CCT



¹Sunset Dimming is available in 30°, 40° and 55° in Professional series.
²Tunable White is available in 20°, 30°, 40°, and 55° in Art series.

CRI

Professional series (P) CRI 90-94 Art series (A) CRI 95-98

Driver included – to be specified

- Phase cut Dimming
- DALI 2 Tunable White
- DALI 2 Dimming
- SLiC Casambi Tunable White
- SLiC Casambi Dimming

9-36VDC input options available
 Scan the QR code for low voltage driver options



Product information

Example: White, prismatic, 40°, 3000K, CRI 90, phase cut driver
 Contact Switch Lighting for data of other variants

Driver (mA)	Power (W)	Delivered lumens (lm)	Insulation coverable		
			NZ	AU	UK/EU
100	4.3	420	IC-F	IC-4	✓
150	6.4	590	IC-F	IC-4	✓
180	7.7	690	IC-F	IC-4	✓
220	9.4	810	IC-F	IC-4	✓
260	11.1	920	CA135	CA90	✓



*Fire Rated downlights must not be installed into a cavity of less than 190mm as tested to AS 1530.4:2014
 Refer to our website for Technical Opinion Summary on approved systems.

how to specify ZELA Fire Rated Tilt

Please confirm model option availability from our website. **Not every combination is compatible.**

e.g. code = **SLDF241T-4030P-TWD10**

Model	Beam	CCT	CRI	Trim Colour	Driver	Market
SLDF244T = Lens	09 = 9° 15 = 15° 20 = 20°	24 = 2400K 27 = 2700K 30 = 3000K 40 = 4000K	P = 90-94 A = 95-98	TW = Textured White TB = Textured Black	Phase cut Dimming D08 = 100mA (4.3W) D09 = 150mA (6.4W) D15 = 180mA (7.7W) D10 = 220mA (9.4W) D11 = 260mA (11.1W)	1 = NZ 1 = Aust 2 = UK 3 = EU
SLDF246T = Honeycomb	30 = 30° 40 = 40°	SD = Sunset Dimming S2 = Tunable White				
SLDF242T = ULG clear glass SLDF241T = Prismatic	40 = 40° 55 = 55°					
SLDF243T = Opaque	90 = 90°					

Please see www.switch-lighting.co.nz for full specifications, lux levels, SDoCs, ies files and installation instructions.



Warranty
 7yr Luminaire
 5yr Driver

L70 (60,000 h)

