



# ZELA Fire Rated Deep Fixed




**SLDF274F**  
Lens diffuser  
Beam 9° 15° 20°  
Spot lighting



**SLDF270F**  
Clear glass  
Beam 40° 55°  
Task | General lighting



**SLDF271F**  
Prismatic diffuser  
Beam 40° 55°  
General | Task lighting

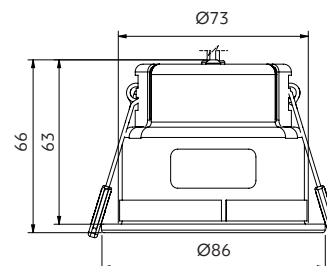


**SLDF273F**  
Opaque diffuser  
Beam 90°  
Wide angle lighting



# ZELA Fire Rated Deep Fixed

- + a visually pleasing choice for both safety and style
- + BRANZ approved for GIB fire systems
- + recessed for low glare
- + excellent beam designs
- + IP65 front
- + constant current



## Options

### Beam angle



Lens



Honeycomb ULG clear Prismatic

Opaque

### Trim colour



Textured White  
RAL 9016

Textured Black  
B104

### CCT



2400K



2700K



3000K



4000K



Sunset Dimming  
3000-1850K<sup>1</sup> 4000-1800K<sup>2</sup>



Tunable White  
3000-1850K<sup>1</sup> 4000-1800K<sup>2</sup>

<sup>1</sup>Sunset Dimming is available in 30°, 40° and 55° in Professional series.  
<sup>2</sup>Tunable White is available in 20°, 30°, 40°, and 55° in Art series.

### CRI

Professional series (P) CRI 90-94 Art series (A) CRI 95-98

### Driver included – to be specified

Phase cut Dimming  
DALI 2 Tunable White  
DALI 2 Dimming  
SLiC Casambi Tunable White  
SLiC Casambi Dimming



9-36VDC input options available  
Click the QR code for low voltage driver options

## Product information

**Example:** White, prismatic, 40°, 3000K, CRI 90, phase cut driver  
Contact Switch Lighting for data of other variants

Driver (mA)	Power (W)	Delivered lumens (lm)	Insulation coverable		
			NZ	AU	UK/EU
100	4.3	420	IC-F	IC-4	✓
150	6.4	590	IC-F	IC-4	✓
180	7.7	690	IC-F	IC-4	✓
220	9.4	810	IC-F	IC-4	✓
260	11.1	920	CA135	CA90	✓



Size  
86x63mm



Cut-out  
Ø73mm



Cavity depth  
>190mm\*



Front

\*Fire Rated downlights must not be installed into a cavity of less than 190mm as tested to AS 1530.4:2014  
Refer to our website for Technical Opinion Summary on approved systems.

## how to specify ZELA Fire Rated Deep Fixed

Please confirm model option availability from our website. **Not every combination is compatible.**

e.g. code = **SLDF271F-4030P-TWVD10**

Model	Beam	CCT	CRI	Trim Colour	Driver	Market
SLDF274F = Lens	09 = 9° 15 = 15° 20 = 20°	24 = 2400K 27 = 2700K 30 = 3000K 40 = 4000K	P = 90-94 A = 95-98	TW = Textured White TB = Textured Black	Phase cut Dimming D08 = 100mA (4.3W) D09 = 150mA (6.4W) D15 = 180mA (7.7W) D10 = 220mA (9.4W) D11 = 260mA (11.1W)	1 = NZ 2 = UK 3 = EU
SLDF276F = Honeycomb	30 = 30° 40 = 40°	SD = Sunset Dimming S2 = Tunable White				
SLDF270F = Clear glass SLDF271F = Prismatic	40 = 40° 55 = 55°					
SLDF273F = Opaque	90 = 90°					

Please see [www.switch-lighting.co.nz](http://www.switch-lighting.co.nz) for full specifications, lux levels, SDoCs, ies files and installation instructions.



**Warranty**  
7yr Luminaire  
5yr Driver

L70 (60,000 h)

