

ZELA Surface Mount Fixed 1

décor

Christchurch private residence, Inception Electrical



SLSM101F
Beam 40° 55°

Gold inner



SLSM104F
Lens
Beam 9° 15° 20°

Spot lighting


Copper inner



SLSM106F
Honeycomb
30° 40°

Anti-glare lighting

Bronze inner



SLSM100F
Clear glass
Beam 40° 55°

Task | General lighting

White inner



SLSM101F
Prismatic diffuser
Beam 40° 55°

General | Task lighting

Black inner

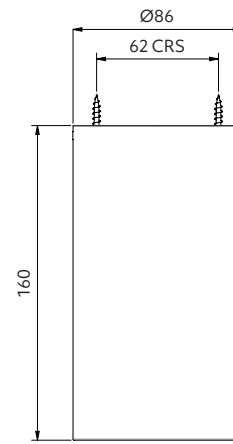


SLSM103F
Opaque diffuser
Beam 90°

Wide angle lighting

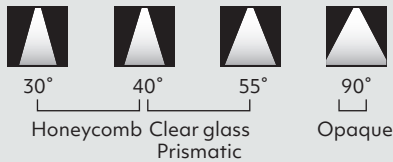
ZELA décor Surface Mount Fixed 1

- + a captivating and eye-catching design, recessed for low glare
- + attractive colour options for inner
- + IP20
- + constant current

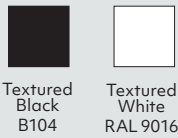


Options

Beam angle




Trim colour



Inner colour



CCT



¹Sunset Dimming is available in 30°, 40° and 55° in Professional series.

CRI

Professional series (P) CRI 90-94 Art series (A) CRI 95-98

Driver included – to be specified

Phase cut Dimming
DALI 2 Tunable White
DALI 2 Dimming
SLiC Casambi Tunable White
SLiC Casambi Dimming

Product information

Example: White, clear glass, 40°, 3000K, CRI 90, phase cut driver
Contact Switch Lighting for data of other variants

Driver (mA)	Power (W)	Delivered lumens (lm)
150	6.4	580
260	11.1	900



Size
86x160mm



how to specify ZELA décor Surface Mount Fixed 1

Please confirm model option availability from our website. **Not every combination is compatible.**

e.g. code = **SLSM101F-4030P-BWD45**

Model	Beam	CCT	CRI	Colour - Inner / Trim	Driver - Phase cut	Market
SLSM104F = Lens	09 = 9° 15 = 15° 20 = 20°	24 = 2400K 27 = 2700K 30 = 3000K 40 = 4000K SD = Sunset Dimming	P = 90-94 A = 95-98	AW = Gold / White BW = Black / White CW = Copper / White DW = Bronze / White WW = White / White AB = Gold / Black BB = Black / Black CB = Copper / Black DB = Bronze / Black WB = White / Black	D45 = 150mA (6.4W) D46 = 260mA (11.1W) Contact Switch Lighting for other options	I = NZ 1 = Aust 2 = UK 3 = EU
SLSM106F = Honeycomb	30 = 30° 40 = 40°					
SLSM100F = Clear glass SLSM101F = Prismatic	40 = 40° 55 = 55°					
SLSM103F = Opaque	90 = 90°					

Please see www.switch-lighting.co.nz for full specifications, lux levels, SDoCs, ies files and installation instructions.



Warranty
7yr Luminaire
5yr Driver

L70 (60,000 h)

