


Spot-LIGHTZ



SL224 Constant Voltage
SL244 Constant Current



Natural Anodised
Aluminium



Black Anodised
Aluminium



Copper

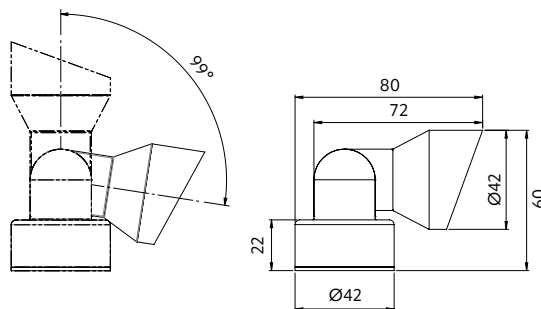


316 Stainless Steel



Spot-LIGHTZ

- + combines durability & functionality for exceptional illumination
- + use for gardens / features / walkways / decks / indoors
- + adjustable head
- + surface mount
- + IP67
- + constant voltage (12 or 24VDC)
- + constant current (Max 500mA)




Options

Beam angle



Trim colour



230VAC power supply – constant current

Ordered separately


Max 500mA

See Tips and Tricks on our website for driver options.

Use with

Waterproof cable connectors

CCT



Constant current

All CCT available in constant voltage.

CRI

CRI 80 (2700K/3000K/4000K)

Power supply – constant voltage

Ordered separately.

Q4-12V-20W (IP20)	1-3 lights in parallel
SLDV-12V-40W (IP67)	1-7 lights in parallel
SLDV-12V-75W (IP67)	1-13 lights in parallel
SLDV-24V-75W (IP67)	1-10 lights in parallel
SLDV-24V-150W (IP67)	1-20 lights in parallel

Other drivers available.

Spot-LIGHTZ (2700K, 3000K, 4000K, red, amber) require a power supply with 12 or 24VDC output

Spot-LIGHTZ (green, blue) require a power supply with 24VDC output

Please refer online for cable size requirements (voltage drop)



Scan to view driver options

Product information

Example: 3000K

Contact Switch Lighting for data of other variants

Model	Luminaire power (W)	Forward voltage (V _f)	Delivered lumens (lm)
SL224 - constant voltage	5.3	12	415
SL224 - constant voltage	5.3	24	415
SL244 - constant current	4.5	9	475



Size
42x72mm
Head unit



Size
42mm
Base



how to specify Spot-LIGHTZ

Please confirm model option availability from our website. **Note: power supply is ordered separately.**

e.g. code = **SL224-40-30-N**

Model	Beam	CCT	Trim Colour	Market
SL224 = constant voltage SL244 = constant current	15 = 15° 40 = 40°	27 = 2700K (constant voltage, constant current) 30 = 3000K (constant voltage, constant current) 40 = 4000K (constant voltage) R = Red (constant voltage) A = Amber (constant voltage) G = Green (constant voltage, 24VDC only) B = Blue (constant voltage, 24VDC only)	N = Natural Anodised Aluminium B = Black Anodised Aluminium C = Copper SS = 316 Stainless Steel	NZ 1 = Aust 2 = UK 3 = EU

Please see www.switch-lighting.co.nz for specifications, lux levels, SDoCs, ies files and installation instructions.



Warranty
5 Years

L70 (36,000 h)



Spot-LIGHTZ Spike



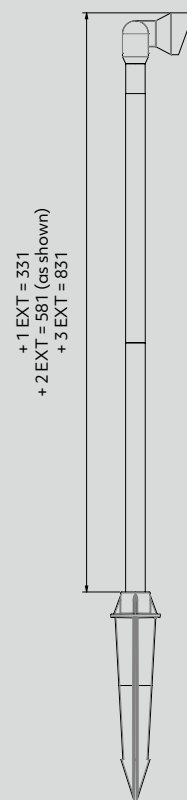
SL234



**SLGL234
SLGL254**



SLSPK-2-EXT
Extender accessory
1-3 can be used with
SLGL234 and
SLGL254 only



Natural Anodised
Aluminium

Spike Mount
SL234
Spike 2 Mount
**SLGL234
SLGL254**



Black Anodised
Aluminium

Spike Mount
SL234
Spike 2 Mount
**SLGL234
SLGL254**



Copper

Spike Mount
SL234
Spike 2 Mount
**SLGL234
SLGL254**

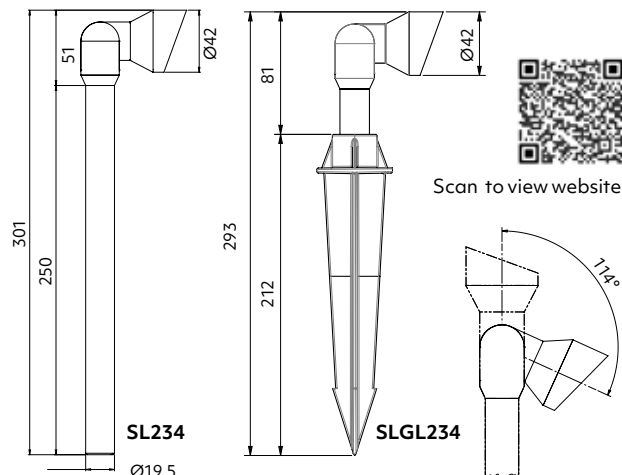


316 Stainless Steel

Spike Mount
SL234
Spike 2 Mount
**SLGL234
SLGL254**

Spot-LIGHTZ Spike

- + robust enhancement for the outdoors
- + use for gardens / features / walkways / decks
- + adjustable head
- + optional extender for SLGL234 / SLGL254
- + IP67
- + constant voltage (12 or 24 VDC) / constant current (Max 500mA)




Options

Beam angle



Trim colour



Power supply – constant voltage

Ordered separately.

Q4-12V-20W (IP20)	1-3 lights in parallel
SLDV-12V-40W (IP67)	1-7 lights in parallel
SLDV-12V-75W (IP67)	1-13 lights in parallel
SLDV-24V-75W (IP67)	1-10 lights in parallel
SLDV-24V-150W (IP67)	1-20 lights in parallel

Other drivers available.


Spot-LIGHTZ

require a power supply with 12 or 24VDC output (2700K, 3000K, 4000K, red, amber)

Spot-LIGHTZ

require a power supply with 24VDC output (green, blue)
Please refer online for cable size requirements (voltage drop)

CCT



Constant current

All CCT available in constant voltage.

CRI

CRI 80 (2700K/3000K/4000K)

Use with

Waterproof cable connectors

Extender for SLGL234/SLGL254

250mm

SLSPK-2-Ext-B	Black Anodised Aluminium
SLSPK-2-Ext-N	Natural Anodised Aluminium
SLSPK-2-Ext-C	Copper
SLSPK-2-Ext-SS	316 Stainless Steel

230VAC Power supply – constant current

Ordered separately

Max 500mA

See Tips and Tricks on our website for driver options.



Scan to view driver options

Product information

Example: 3000K

Contact Switch Lighting for data of other variants

Model	Luminaire power (W)	Forward voltage (V _f)	Delivered lumens (lm)
SL234 - constant voltage	5.3	12	415
SLGL234 - constant voltage	5.3	24	415
SLGL254 - constant current	4.5	9	475

SL234 Spike mount



Size
42x72mm
Head unit



Size
19.5x250mm
Spike length



SLGL234/SLGL254

Spike mount 2



Size
42x72mm
Head unit



Spike size
Ø50x212mm



how to specify Spot-LIGHTZ Spike

Please confirm model option availability from our website. **Note: power supply is ordered separately.**

e.g. code = **SL234-40-27-N**

Model	Beam	CCT	Trim Colour	Market
SL234 = Spike mount constant voltage SLGL234 = Spike 2 mount constant voltage SLGL254 = Spike 2 mount constant current	15 = 15° 40 = 40°	27 = 2700K (constant voltage, constant current) 30 = 3000K (constant voltage, constant current) 40 = 4000K (constant voltage) R = Red (constant voltage) A = Amber (constant voltage) G = Green (constant voltage, 24VDC only) B = Blue (constant voltage, 24VDC only)	N = Natural Anodised Aluminium B = Black Anodised Aluminium C = Copper SS = 316 Stainless Steel	NZ = NZ 1 = Aust 2 = UK 3 = EU

Please see www.switch-lighting.co.nz for specifications, lux levels, SDoCs, ies files and installation instructions.



Warranty
5 Years

L70 (36,000 h)

