

# Spot-LIGHTZ Mini + Spike



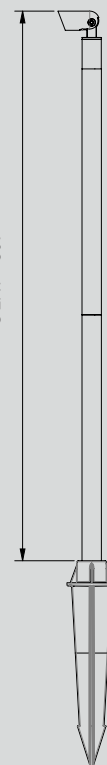
**SLSPK-2-EXT**  
Extender accessory  
1-3 can be used



**SLGL252**



+ 1 EXT = 309  
+ 2 EXT = 559 (as shown)  
+ 3 EXT = 809



Natural Anodised  
Aluminium

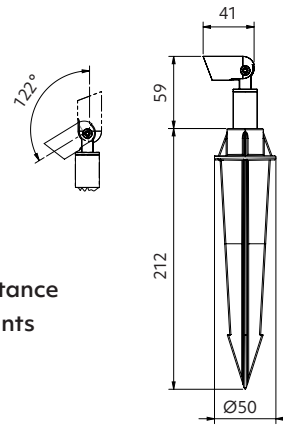


Black Anodised  
Aluminium



316 Stainless Steel

# Spot-LIGHTZ Mini + Spike

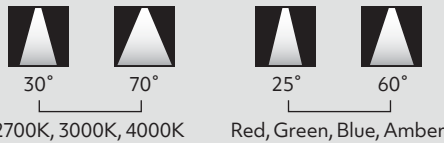


Scan to view website

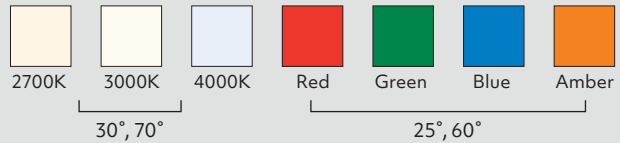
- + practical & precision illumination to accentuate landscapes
- + stainless steel and anodised options for coastal high wear & corrosion resistance
- + use outdoors for gardens / path lighting / to highlight architectural elements
- + IP67
- + constant current (Max 700mA)

## Options

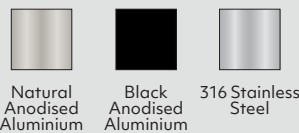
### Beam angle



### CCT



### Trim colour



### Extender

- 250mm
- SLSPK-2-Ext-B Black Anodised Aluminium
- SLSPK-2-Ext-N Natural Anodised Aluminium
- SLSPK-2-Ext-SS 316 Stainless Steel

### Use with

- LED protector to protect from power and wiring hazards
- Waterproof cable connectors

### Power supply – constant current

Ordered separately

#### 230VAC circuit (@350mA 1W)

- 1-3 lights non-dimming Mini350mA power supply
- 1-3 lights TE dimmable SE-9-350-700
- 3-11 lights TE dimmable SE-12-100-400 (4-14 R, 3-10 G)
- 3-13 lights TE dimmable SE-15-350-700 (4-17 R, 3-12 G)
- 3-13 lights dimmable SE-40-300-1050\* (5-19 R, 3-12 G)

#### 230VAC circuit (@700mA Max 2.2W)

- 1 light non-dimming Mini700mA power supply
- 1-3 lights TE dimmable SE-9-350-700
- 3-6 lights TE dimmable SE-15-350-700 (4-8 R)
- 3-13 lights dimmable SE-40-300-1050\* (5-19 R, 3-12 G)

#### 12 or 24VDC circuit (@350mA 1W)

- 1-3 lights LDD-350LW @ 12VDC
- 1-7 lights LDD-350LW @ 24VDC

#### 12 or 24VDC circuit (@700mA Max 2.2W)

- 1-3 lights LDD-700LW power supply @ 12VDC
- 1-6 lights LDD-700LW power supply @ 24VDC

\*1-10V, 0-10V, PWM, RX (variable resistor or rheostat)



Scan to view driver options

## Product information

Table is based on: 3000K

Contact Switch Lighting for data of other variants

Driver (mA)	Luminaire power (W)	Delivered lumens (lm)	Forward voltage (V <sub>f</sub> )
350	1	115	3
700	2.2	215	3



Size  
Ø19.5x41mm



Spike size  
Ø50x212mm



## How to specify Spot-LIGHTZ Mini + Spike

Please confirm model option availability from our website. **Note: driver is ordered separately.**

e.g. code = **SLGL252-7030C-N** (2700K, 3000K, 4000K); **SLGL252-25-R-N** (Red, Green, Blue, Amber)

Model	Beam	CCT	Series	Trim Colour
<b>SLGL252</b>	30 = 30° 70 = 70°	27 = 2700K 30 = 3000K 40 = 4000K	<b>C</b> = Classic	<b>N</b> = Natural Anodised Aluminium <b>B</b> = Black Anodised Aluminium <b>SS</b> = 316 Stainless Steel
<b>SLGL252</b>	25 = 25° 60 = 60°	<b>R</b> = Red <b>G</b> = Green <b>B</b> = Blue <b>A</b> = Amber		<b>N</b> = Natural Anodised Aluminium <b>B</b> = Black Anodised Aluminium <b>SS</b> = 316 Stainless Steel

Please see [www.switch-lighting.co.nz](http://www.switch-lighting.co.nz) for specifications, lux levels, SDoCs, ies files and installation instructions.



Warranty  
5 Years

L70 (60,000h)

