


ZELA Pendant 1 décor



SLPN100F
Beam 40° 55°


Gold inner



Copper inner



Bronze inner



White inner



Black inner



SLPN104F
Lens
Beam 9° 15° 20°
Spot lighting



SLPN106F
Honeycomb
30° 40°
Anti-glare lighting



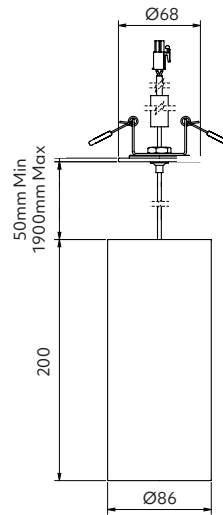
SLPN100F
Clear glass
Beam 40° 55°
Task | General lighting



SLPN101F
Prismatic diffuser
Beam 40° 55°
General | Task lighting

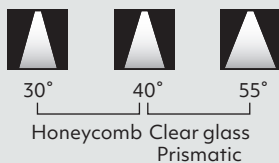
ZELA décor Pendant 1

- + add a touch of sophistication and visual intrigue
- + slim ceiling rose design
- + adjustable cable length
- + attractive colour options for inner
- + tunable white option
- + IP20
- + constant current

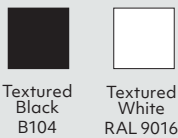


Options

Beam angle



Trim colour



Inner colour



CCT



¹ Sunset Dimming is available in 30°, 40° and 55° in Professional series.

² Tunable White is available in 20°, 30°, 40° and 55° in Art series.

CRI

Professional series (P) CRI 90-94 Art series (A) CRI 95-98

Driver included – to be specified

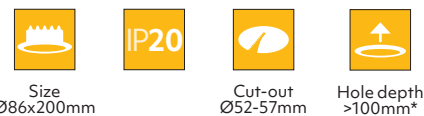
- Phase cut Dimming
- DALI 2 Dimming
- SLiC Casambi Tunable White
- SLiC Casambi Dimming

Driver installed in ceiling behind ceiling rose.

Product information

Example: White, prismatic, 55°, 3000K, CRI 90, phase cut driver
Contact Switch Lighting for data of other variants

| Driver (mA) | Power (W) | Delivered lumens (lm) |
|-------------|-----------|-----------------------|
| 180 | 8.3 | 470 (9° only) |
| 260 | 11.1 | 880 |



* Specification is for ceiling material ≤ 13mm with a phase cut driver.
Required clearance to install driver through Ø52 cut-out.

how to specify ZELA décor Pendant 1

Please confirm model option availability from our website. **Not every combination is compatible.**

e.g. code = **SLPN101F-5530P-BWD11**

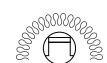
| Model | Beam | CCT | CRI | Colour - Inner / Trim | Driver | Market |
|--|---------------------------------|--|------------------------|--|---|---|
| SLPN104F = Lens | 09 = 9° 15 = 15° 20 = 20° | 24 = 2400K 27 = 2700K 30 = 3000K 40 = 4000K | P = 90-94 A = 95-98 | AW = Gold / White BW = Black / White CW = Copper / White DW = Bronze / White WW = White / White AB = Gold / Black BB = Black / Black CB = Copper / Black DB = Bronze / Black WB = White / Black | Phase cut Dimming D15 = 180mA (8.3W) D11 = 260mA (11.1W) | <ul style="list-style-type: none"> DALI 2 Dimming D02 = 180mA (8.3W) D04 = 260mA (11.9W) SLiC Casambi Tunable White D54 = 260mA (11.8W) SLiC Casambi Dimming D57 = 180mA (7.7W) D59 = 260mA (11.8W) |
| SLPN106F = Honeycomb | 30 = 30° 40 = 40° | SD = Sunset Dimming S2 = Tunable White | | | | <ul style="list-style-type: none"> 1 = Aust 2 = UK 3 = EU |
| SLPN100F = Clear glass SLPN101F = Prismatic | 40 = 40° 55 = 55° | | | | | <ul style="list-style-type: none"> 1 = Aust 2 = UK 3 = EU |

Please see www.switch-lighting.co.nz for full specifications, lux levels, SDoCs, ies files and installation instructions.



Warranty
7yr Luminaire
5yr Driver

L70 (60,000 h)



CONSTANT
CC
CURRENT

