

# **SLED**

by **Switch Lighting**



General lighting



SLOY100R-SC-W-W12



SLOY102R-SC-W-W18



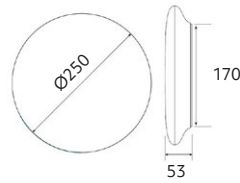
SLOY106R-SC-W-W25



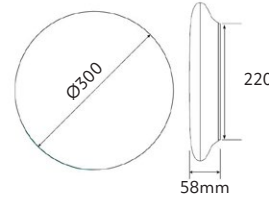
# Oyster light

Lighting excellence for every space

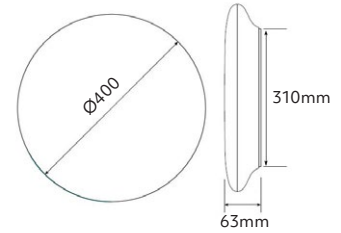
- + switchable CCT
- + 230VDC in-built driver
- + dimming
- + double insulated
- + IP54
- + IK-10
- + constant current



SLOY100R



SLOY102R



SLOY106R

## Options

### Beam angle



120°

### Switchable CCT



3000K



4000K



5700K

### CRI

CRI 80

### Trim colour



White

SLOY100R



Size  
Ø250x53mm

SLOY102R



Size  
Ø300x58mm

SLOY106R



Size  
Ø400x66mm

## Product specification information

Model	Diameter (inches)	Power (W)	Delivered lumens (lm)
SLOY100R-SC-W-W12	10"	12	1100
SLOY102R-SC-W-W18	12"	18	1900
SLOY106R-SC-W-W25	16"	25	2500

Please see [www.switch-lighting.co.nz](http://www.switch-lighting.co.nz) for specifications, lux levels, SDoCs, ies files and installation instructions.

Warranty  
3 Years

