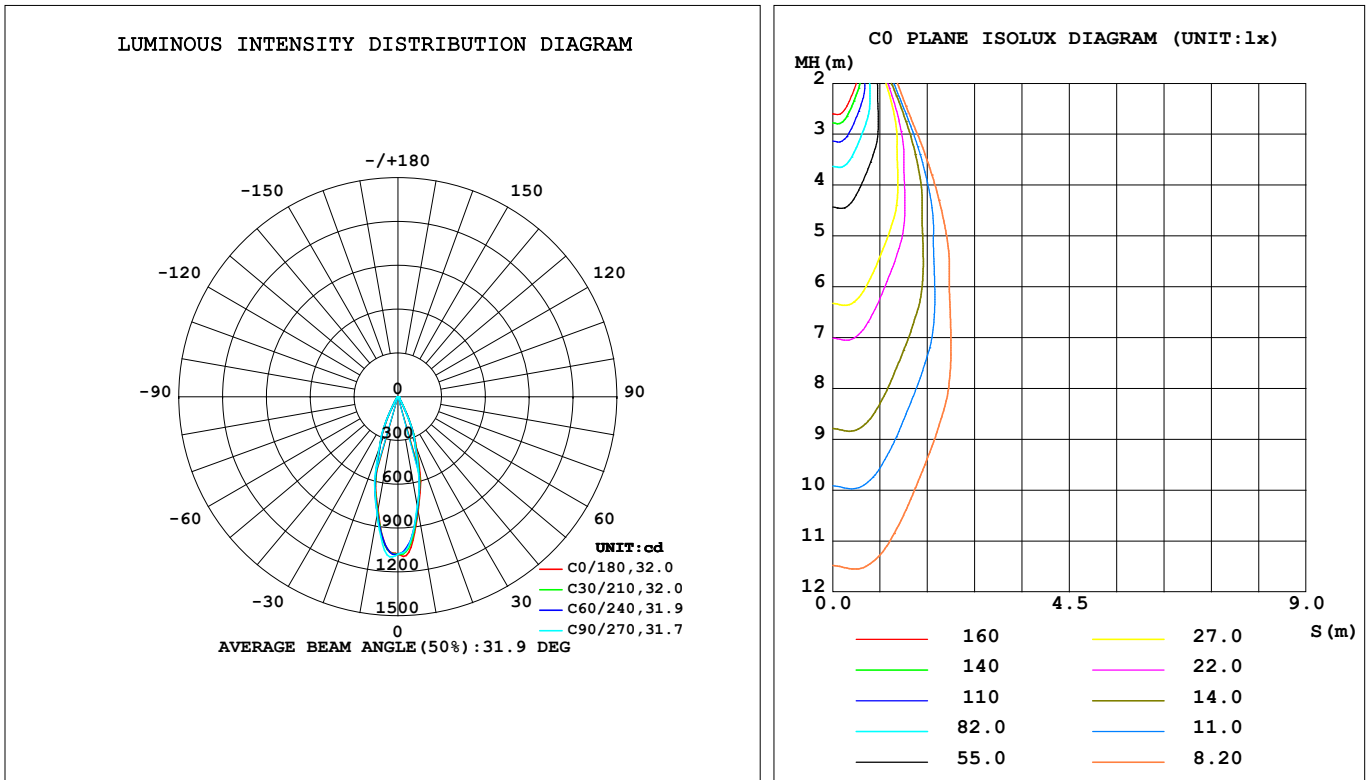


LUMINAIRE PHOTOMETRIC TEST REPORT

Test:U:229.90V I:0.0290A P:6.3000W PF:0.9540 Freq:50.00Hz Lamp Flux:380.133x1 lm		
NAME: SLDL280F-30SDP-BGDD09	TYPE:	WEIGHT:
SPEC.:	DIM.:	SERIAL No.:
MFR.: Switch Lighting	SUR.:	Shielding Angle:

DATA OF LAMP		PHOTOMETRIC DATA				Eff: 60.34 lm/W
MODEL		I _{max} (cd)	1104	S/MH (C0/180)		0.53
NOMINAL POWER (W)		LOR (%)	100.0	S/MH (C90/270)		0.55
RATED VOLTAGE (V)	230V	TOTAL FLUX (lm)	380.13	η UP,DN (C0-180)		0.0,48.8
NOMINAL FLUX (lm)	380.133	CIE CLASS	DIRECT	η UP,DN (C180-360)		0.0,51.2
LAMPS INSIDE	1	η up (%)	0.0	CIBSE SHR NOM		0.50
TEST VOLTAGE (V)		η down (%)	100.0	CIBSE SHR MAX		0.55



C Range: 0 - 360DEG
C Interval: 30.0DEG
Test Speed: HIGH
Temperature:25.3DEG
Operators:Jason
Test Date:03 November 2020

γ Range: 0 - 90DEG
γ Interval: 1.0DEG
Test System:EVERFINE GO-i300_v1 SYSTEM V2.0.401
Humidity:65.0%
Test Distance:3.160m [K=1.0000]
Remarks:

ZONAL FLUX DIAGRAM

ZONAL FLUX DIAGRAM:

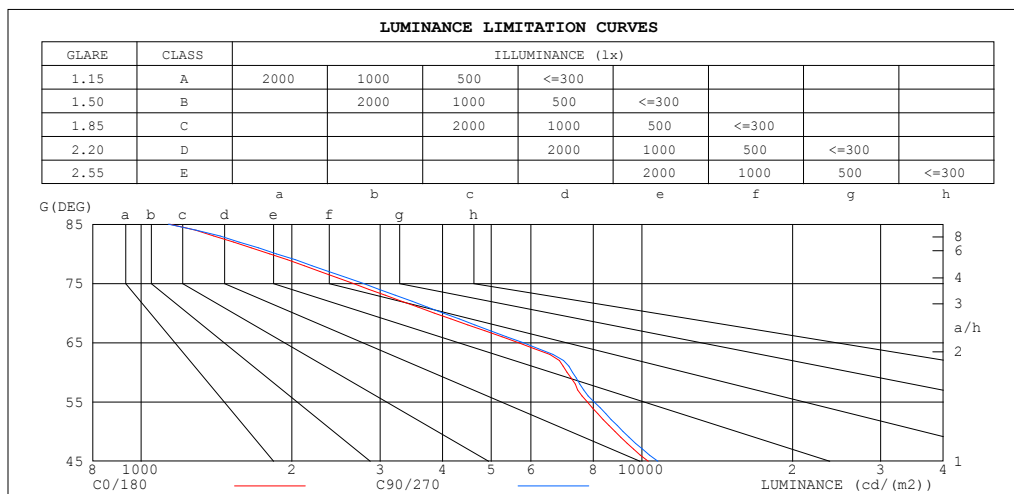
γ	C0	C45	C90	C135	C180	C225	C270	C315	γ	Φ zone	Φ total	%lum,lamp
10	796.2	780.0	766.7	775.1	792.3	811.1	824.3	818.6	0- 10	89.59	89.59	23.6,23.6
20	366.9	348.4	345.0	358.5	365.9	366.5	380.0	379.8	10- 20	158.7	248.3	65.3,65.3
30	69.90	71.21	71.54	71.02	73.49	75.86	75.74	71.14	20- 30	93.27	341.6	89.9,89.9
40	13.75	14.49	14.97	14.56	14.15	14.84	14.43	14.15	30- 40	21.49	363.0	95.5,95.5
50	7.119	7.518	7.419	7.456	7.320	7.432	7.297	7.078	40- 50	7.583	370.6	97.5,97.5
60	4.440	4.652	4.570	4.662	4.551	4.624	4.523	4.352	50- 60	5.205	375.8	98.9,98.9
70	1.650	1.743	1.726	1.842	1.784	1.821	1.809	1.607	60- 70	3.111	378.9	99.7,99.7
80	0.3932	0.4079	0.4067	0.4499	0.4321	0.4389	0.4311	0.3688	70- 80	1.021	380.0	100,100
90	0	0	0	0	0	0	0	0	80- 90	0.1677	380.1	100,100
100									90-100			
110									100-110			
120									110-120			
130									120-130			
140									130-140			
150									140-150			
160									150-160			
170									160-170			
180									170-180			
DEG	LUMINOUS INTENSITY:cd									UNIT:lm		

C Range: 0 - 360DEG
C Interval: 30.0DEG
Test Speed: HIGH
Temperature:25.3DEG
Operators:Jason
Test Date:03 November 2020

γ Range: 0 - 90DEG
 γ Interval: 1.0DEG
Test System:EVERFINE GO-i300_v1 SYSTEM V2.0.401
Humidity:65.0%
Test Distance:3.160m [K=1.0000]
Remarks:

LUMINANCE LIMITATION CURVES

Test:U:229.90V I:0.0290A P:6.3000W PF:0.9540 Freq:50.00Hz Lamp Flux:380.133x1 lm		
NAME: SLDL280F-30SDP-BGDD09	TYPE:	WEIGHT:
SPEC.:	DIM.:	SERIAL No.:
MFR.: Switch Lighting	SUR.:	Shielding Angle:



LUMINANCE cd/(m2)		
G (DEG)	C0/180	C90/270
85	1140	1133
80	1807	1862
75	2649	2778
70	3850	4013
65	5658	5784
60	7086	7269
55	7780	8024
50	8837	9178
45	10299	10771

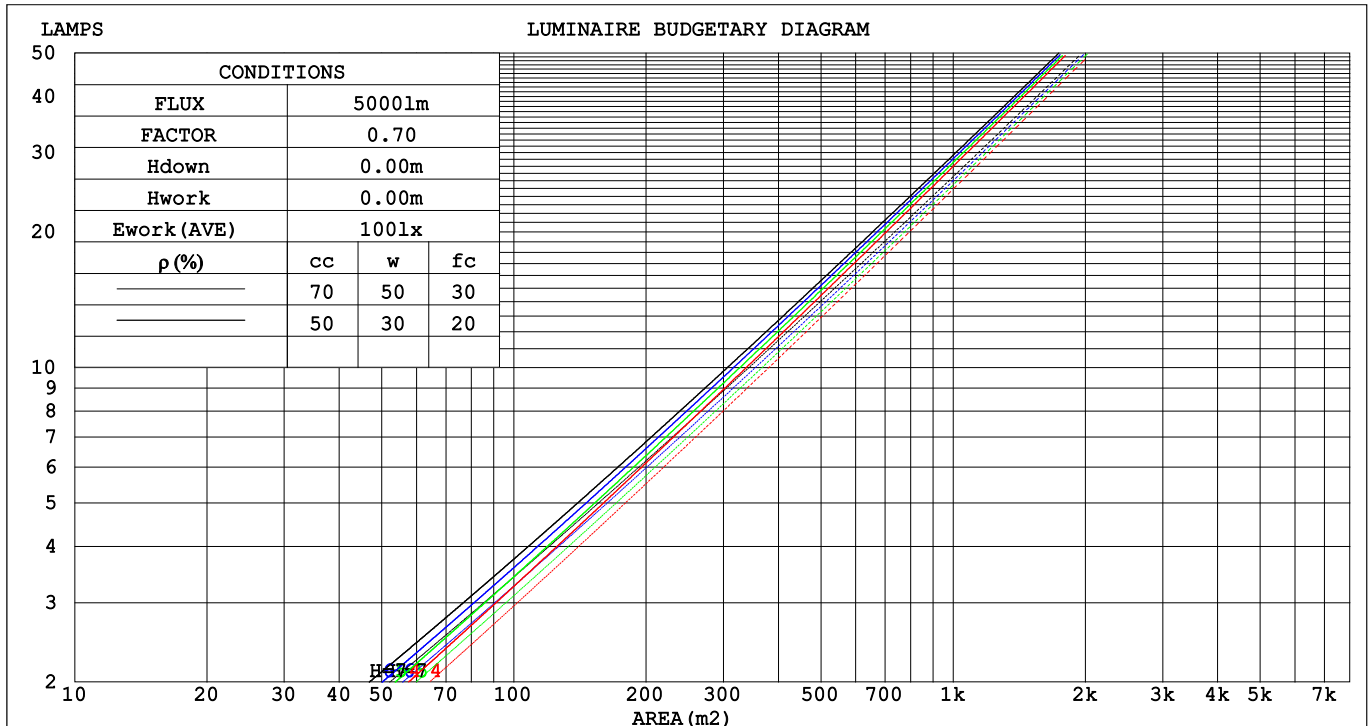
C Range: 0 - 360DEG
 C Interval: 30.0DEG
 Test Speed: HIGH
 Temperature: 25.3DEG
 Operators: Jason
 Test Date: 03 November 2020

γ Range: 0 - 90DEG
 γ Interval: 1.0DEG
 Test System: EVERFINE GO-i300_V1 SYSTEM V2.0.401
 Humidity: 65.0%
 Test Distance: 3.160m [K=1.0000]
 Remarks:

CU AND LUMINAIRE BUDGETARY ESTIMATE DIAGRAM

Test:U:229.90V I:0.0290A P:6.3000W PF:0.9540 Freq:50.00Hz Lamp Flux:380.133x1 lm		
NAME: SLDL280F-30SDP-BGDD09	TYPE:	WEIGHT:
SPEC.:	DIM.:	SERIAL No.:
MFR.: Switch Lighting	SUR.:	Shielding Angle:

pcc	80%			70%			50%			30%			10%			0
pw	50%	30%	10%	50%	30%	10%	50%	30%	10%	50%	30%	10%	50%	30%	10%	0
pfc	20%			20%			20%			20%			20%			0
RCR	RCR:Room Cavity Ratio															



C Range: 0 - 360DEG
C Interval: 30.0DEG
Test Speed: HIGH
Temperature:25.3DEG
Operators:Jason
Test Date:03 November 2020

γ Range: 0 - 90DEG
γ Interval: 1.0DEG
Test System:EVERFINE GO-i300_V1 SYSTEM V2.0.401
Humidity:65.0%
Test Distance:3.160m [K=1.0000]
Remarks:

WEC AND CCEC

Test:U:229.90V I:0.0290A P:6.3000W PF:0.9540 Freq:50.00Hz Lamp Flux:380.133x1 lm																	
NAME: SLDL280F-30SDP-BGDD09									TYPE:						WEIGHT:		
SPEC.:									DIM.:						SERIAL No.:		
MFR.: Switch Lighting									SUR.:						Shielding Angle:		

pcc	80%			70%			50%			30%			10%			0
pw	50%	30%	10%	50%	30%	10%	50%	30%	10%	50%	30%	10%	50%	30%	10%	0
pfc	20%			20%			20%			20%			20%			0
RCR	RCR:Room Cavity Ratio						Wall Exitance Coefficients(WEC)									
0.0																
1.0	.155	.088	.028	.148	.085	.027	.136	.078	.025	.124	.072	.023	.114	.066	.021	
2.0	.145	.080	.024	.140	.077	.024	.130	.072	.022	.120	.067	.021	.111	.063	.020	
3.0	.137	.073	.022	.132	.071	.021	.123	.067	.020	.115	.063	.019	.108	.060	.018	
4.0	.129	.067	.020	.125	.065	.019	.117	.062	.019	.110	.059	.018	.104	.057	.017	
5.0	.122	.062	.018	.118	.061	.018	.112	.058	.017	.106	.056	.017	.100	.054	.016	
6.0	.115	.058	.017	.113	.057	.016	.107	.055	.016	.102	.053	.016	.097	.051	.015	
7.0	.110	.054	.015	.107	.053	.015	.102	.052	.015	.098	.050	.015	.094	.049	.014	
8.0	.105	.051	.014	.103	.051	.014	.098	.049	.014	.094	.048	.014	.090	.046	.014	
9.0	.100	.049	.014	.098	.048	.013	.095	.047	.013	.091	.046	.013	.088	.044	.013	
10.0	.096	.046	.013	.094	.046	.013	.091	.045	.013	.088	.044	.012	.085	.043	.012	

pcc	80%			70%			50%			30%			10%			0
pw	50%	30%	10%	50%	30%	10%	50%	30%	10%	50%	30%	10%	50%	30%	10%	0
pfc	20%			20%			20%			20%			20%			0
RCR	RCR:Room Cavity Ratio						Ceiling Cavity Exitance Coefficients (CCEC)									
0.0	.190	.190	.190	.163	.163	.163	.111	.111	.111	.064	.064	.064	.020	.020	.020	
1.0	.170	.158	.147	.145	.135	.126	.099	.093	.087	.057	.054	.051	.018	.017	.016	
2.0	.153	.133	.116	.131	.114	.100	.090	.079	.070	.052	.046	.041	.017	.015	.013	
3.0	.139	.113	.093	.119	.098	.081	.082	.068	.057	.047	.040	.033	.015	.013	.011	
4.0	.127	.098	.076	.109	.085	.066	.075	.059	.047	.043	.035	.028	.014	.011	.009	
5.0	.117	.086	.063	.101	.075	.055	.069	.052	.039	.040	.031	.023	.013	.010	.008	
6.0	.109	.077	.053	.094	.066	.046	.065	.046	.033	.038	.027	.020	.012	.009	.006	
7.0	.102	.069	.045	.088	.059	.040	.061	.042	.028	.035	.025	.017	.011	.008	.006	
8.0	.096	.062	.039	.082	.054	.034	.057	.038	.024	.033	.022	.014	.011	.007	.005	
9.0	.090	.057	.034	.078	.049	.030	.054	.035	.021	.031	.020	.013	.010	.007	.004	
10.0	.085	.052	.030	.074	.045	.026	.051	.032	.018	.030	.019	.011	.010	.006	.004	

C Range: 0 - 360DEG
C Interval: 30.0DEG
Test Speed: HIGH
Temperature:25.3DEG
Operators:Jason
Test Date:03 November 2020

γ Range: 0 - 90DEG
γ Interval: 1.0DEG
Test System:EVERFINE GO-i300_V1 SYSTEM V2.0.401
Humidity:65.0%
Test Distance:3.160m [K=1.0000]
Remarks:

UGR(Unified Glare Rating) Table

Test:U:229.90V I:0.0290A P:6.3000W PF:0.9540 Freq:50.00Hz Lamp Flux:380.133x1 lm											
NAME: SLDL280F-30SDP-BGDD09					TYPE:			WEIGHT:			
SPEC.:					DIM.:			SERIAL No.:			
MFR.: Switch Lighting					SUR.:			Shielding Angle:			
ceiling/cavity	0.7	0.7	0.5	0.5	0.3	0.7	0.7	0.5	0.5	0.3	
walls	0.5	0.3	0.5	0.3	0.3	0.5	0.3	0.5	0.3	0.3	
working plane	0.2	0.2	0.2	0.2	0.2	0.2	0.2	0.2	0.2	0.2	
Room dimensions		Viewed crosswise					Viewed endwise				
x = 2H y = 2H		16.7	17.5	17.0	17.7	17.8	17.0	17.7	17.2	17.9	18.1
	3H	17.1	17.8	17.3	18.0	18.2	17.3	18.0	17.6	18.2	18.4
	4H	17.1	17.8	17.4	18.0	18.2	17.4	18.0	17.6	18.3	18.5
	6H	17.1	17.7	17.4	18.0	18.2	17.4	18.0	17.6	18.2	18.5
	8H	17.1	17.7	17.4	17.9	18.2	17.3	17.9	17.6	18.2	18.4
	12H	17.0	17.6	17.4	17.9	18.2	17.3	17.9	17.6	18.1	18.4
4H	2H	16.9	17.6	17.2	17.8	18.0	17.2	17.8	17.4	18.0	18.3
	3H	17.4	17.9	17.7	18.2	18.5	17.6	18.2	17.9	18.4	18.7
	4H	17.4	18.0	17.8	18.3	18.6	17.7	18.2	18.0	18.5	18.8
	6H	17.4	17.9	17.8	18.2	18.6	17.7	18.1	18.0	18.5	18.8
	8H	17.4	17.8	17.8	18.2	18.5	17.6	18.1	18.0	18.4	18.8
	12H	17.4	17.8	17.8	18.1	18.5	17.6	18.0	18.0	18.4	18.8
8H	4H	17.4	17.8	17.8	18.2	18.5	17.6	18.0	18.0	18.4	18.8
	6H	17.4	17.8	17.8	18.1	18.6	17.6	18.0	18.0	18.4	18.8
	8H	17.4	17.7	17.8	18.1	18.5	17.6	17.9	18.0	18.3	18.8
	12H	17.3	17.6	17.8	18.1	18.5	17.6	17.8	18.0	18.3	18.8
12H	4H	17.3	17.7	17.7	18.1	18.5	17.5	18.0	18.0	18.3	18.7
	6H	17.3	17.7	17.8	18.1	18.5	17.6	17.9	18.0	18.3	18.8
	8H	17.3	17.6	17.8	18.0	18.5	17.6	17.8	18.0	18.3	18.7
Variations with the observer position at spacings:											
S = 1.0H		+ 1.1 / - 1.2					+ 1.2 / - 1.2				
1.5H		+ 1.9 / - 0.7					+ 2.1 / - 0.7				
2.0H		+ 0.7 / - 0.7					+ 0.7 / - 0.7				

CIE Pub.117, 380.1 lm Total Lamp Luminous Flux Correct (8log(F/F0) = -3.4)

C Range: 0 - 360DEG
C Interval: 30.0DEG
Test Speed: HIGH
Temperature:25.3DEG
Operators:Jason
Test Date:03 November 2020

γ Range: 0 - 90DEG
γ Interval: 1.0DEG
Test System:EVERFINE GO-i300_V1 SYSTEM V2.0.401
Humidity:65.0%
Test Distance:3.160m [K=1.0000]
Remarks:

UTILIZATION FACTORS TABLE

Test:U:229.90V I:0.0290A P:6.3000W PF:0.9540 Freq:50.00Hz Lamp Flux:380.133x1 lm		
NAME: SLDL280F-30SDP-BGDD09	TYPE:	WEIGHT:
SPEC.:	DIM.:	SERIAL No.:
MFR.: Switch Lighting	SUR.:	Shielding Angle:

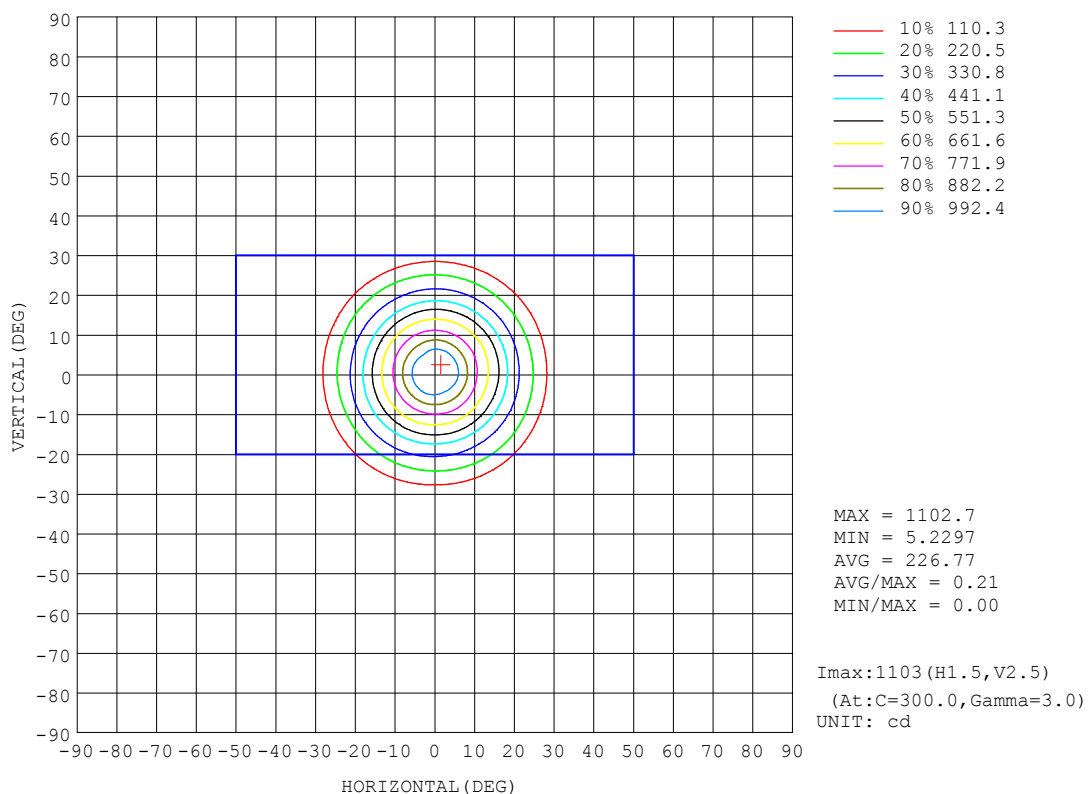
REFLECTANCE										
Ceiling	0.8	0.8	0.8	0.7	0.7	0.7	0.5	0.5	0.5	0
Walls	0.7	0.5	0.3	0.7	0.5	0.3	0.7	0.5	0.3	0
Working plane	0.2	0.2	0.2	0.2	0.2	0.2	0.2	0.2	0.2	0
ROOM INDEX	UTILIZATION FACTORS (PERCENT) $k(RI) \times RCR = 5$									
$k = 0.60$	89	83	79	88	83	79	88	82	79	75
0.80	96	90	87	95	90	87	94	89	86	83
1.00	100	95	91	99	94	91	98	94	90	87
1.25	104	99	96	103	98	95	101	97	94	90
1.50	106	102	99	105	101	98	103	100	97	93
2.00	109	105	102	108	104	101	105	102	100	94
2.50	111	107	104	109	106	103	106	103	101	95
3.00	112	109	106	110	107	105	107	105	103	97
4.00	114	111	109	112	110	108	108	107	105	98
5.00	115	113	111	113	111	110	109	108	107	99
ROOM INDEX	UF(total)									Direct
According to DIN EN 13032-2 2004			Suspended					SHRNOM = 1.25		

C Range: 0 - 360DEG
C Interval: 30.0DEG
Test Speed: HIGH
Temperature:25.3DEG
Operators:Jason
Test Date:03 November 2020

γ Range: 0 - 90DEG
 γ Interval: 1.0DEG
Test System:EVERFINE GO-i300_V1 SYSTEM V2.0.401
Humidity:65.0%
Test Distance:3.160m [K=1.0000]
Remarks:

ISOCANDELA DIAGRAM

Test:U:229.90V I:0.0290A P:6.3000W PF:0.9540 Freq:50.00Hz Lamp Flux:380.133x1 lm		
NAME: SLDL280F-30SDP-BGDD09	TYPE:	WEIGHT:
SPEC.:	DIM.:	SERIAL No.:
MFR.: Switch Lighting	SUR.:	Shielding Angle:




C Range: 0 - 360DEG
C Interval: 30.0DEG
Test Speed: HIGH
Temperature:25.3DEG
Operators:Jason
Test Date:03 November 2020

γ Range: 0 - 90DEG
γ Interval: 1.0DEG
Test System:EVERFINE GO-i300_v1 SYSTEM V2.0.401
Humidity:65.0%
Test Distance:3.160m [K=1.0000]
Remarks:

AAI Figure

Test:U:229.90V I:0.0290A P:6.3000W PF:0.9540 Freq:50.00Hz Lamp Flux:380.133x1 lm		
NAME: SLDL280F-30SDP-BGDD09	TYPE:	WEIGHT:
SPEC.:	DIM.:	SERIAL No.:
MFR.: Switch Lighting	SUR.:	Shielding Angle:



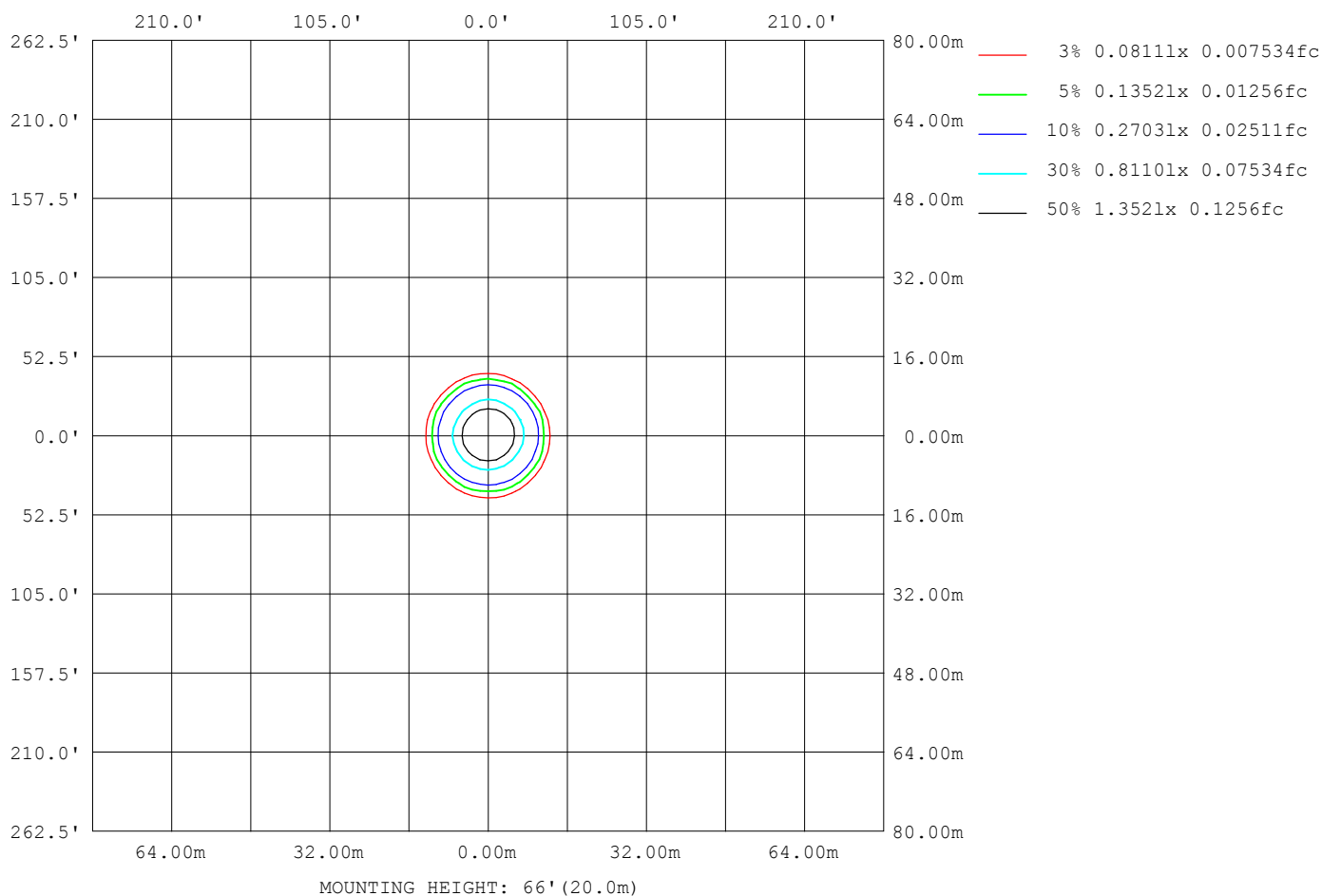
Note:The Curves indicate the illuminated area and the average illumination when the luminaire is at different distance.

C Range: 0 - 360DEG
 C Interval: 30.0DEG
 Test Speed: HIGH
 Temperature:25.3DEG
 Operators:Jason
 Test Date:03 November 2020

γ Range: 0 - 90DEG
 γ Interval: 1.0DEG
 Test System:EVERFINE GO-i300_V1 SYSTEM V2.0.401
 Humidity:65.0%
 Test Distance:3.160m [K=1.0000]
 Remarks:

ISOLUX DIAGRAM

Test:U:229.90V I:0.0290A P:6.3000W PF:0.9540 Freq:50.00Hz Lamp Flux:380.133x1 lm		
NAME: SLDL280F-30SDP-BGDD09	TYPE:	WEIGHT:
SPEC.:	DIM.:	SERIAL No.:
MFR.: Switch Lighting	SUR.:	Shielding Angle:



C Range: 0 - 360DEG
C Interval: 30.0DEG
Test Speed: HIGH
Temperature:25.3DEG
Operators:Jason
Test Date:03 November 2020

γ Range: 0 - 90DEG
γ Interval: 1.0DEG
Test System:EVERFINE GO-i300_V1 SYSTEM V2.0.401
Humidity:65.0%
Test Distance:3.160m [K=1.0000]
Remarks:

LED Avg.L Report

Test:U:229.90V I:0.0290A P:6.3000W PF:0.9540 Freq:50.00Hz Lamp Flux:380.133x1 lm		
NAME: SLDL280F-30SDP-BGDD09	TYPE:	WEIGHT:
SPEC.:	DIM.:	SERIAL No.:
MFR.: Switch Lighting	SUR.:	Shielding Angle:

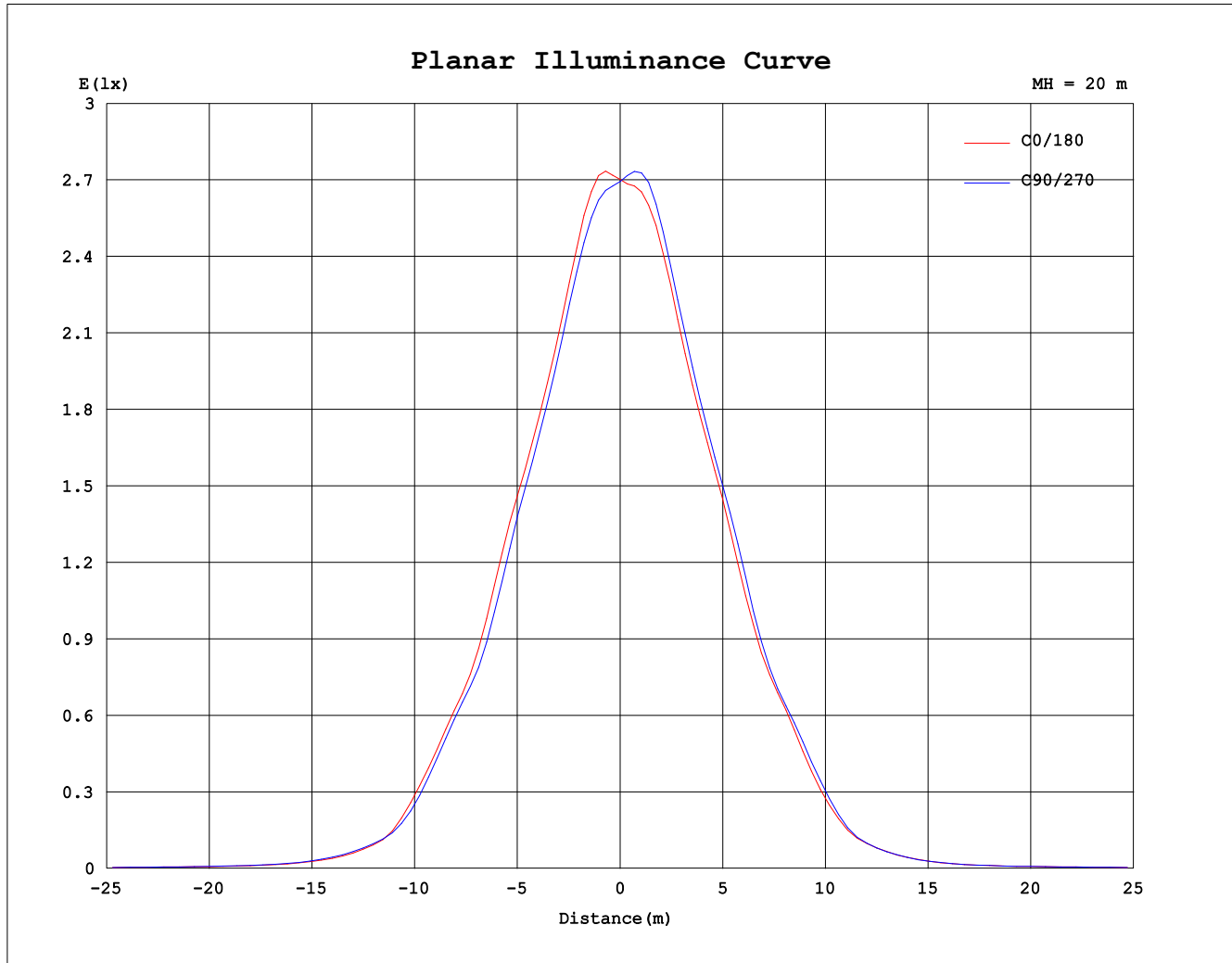
AvgL	cd/m2
L_0~180 (65) av	5780
L_0~180 (75) av	2769
L_0~180 (85) av	1198
L_90~270 (65) av	5899
L_90~270 (75) av	2845
L_90~270 (85) av	1211
L_45 (65) av	5904
L_45 (75) av	2810
L_45 (85) av	1206

Standard: GB/T 29293-2012

C Range: 0 - 360DEG
C Interval: 30.0DEG
Test Speed: HIGH
Temperature:25.3DEG
Operators:Jason
Test Date:03 November 2020

γ Range: 0 - 90DEG
γ Interval: 1.0DEG
Test System:EVERFINE GO-i300_V1 SYSTEM V2.0.401
Humidity:65.0%
Test Distance:3.160m [K=1.0000]
Remarks:

Planar Illuminance Curve



C Range: 0 - 360DEG
 C Interval: 30.0DEG
 Test Speed: HIGH
 Temperature: 25.3DEG
 Operators: Jason
 Test Date: 03 November 2020

γ Range: 0 - 90DEG
 γ Interval: 1.0DEG
 Test System: EVERFINE GO-i300_V1 SYSTEM V2.0.401
 Humidity: 65.0%
 Test Distance: 3.160m [K=1.0000]
 Remarks:

```

γ Range: 0 - 90DEG
γ Interval: 1.0DEG
Test System: EVERFINE GO-i300_V1 SYSTEM V2.0.401
Humidity: 65.0%
Test Distance: 3.160m [K=1.0000]
Remarks:

```