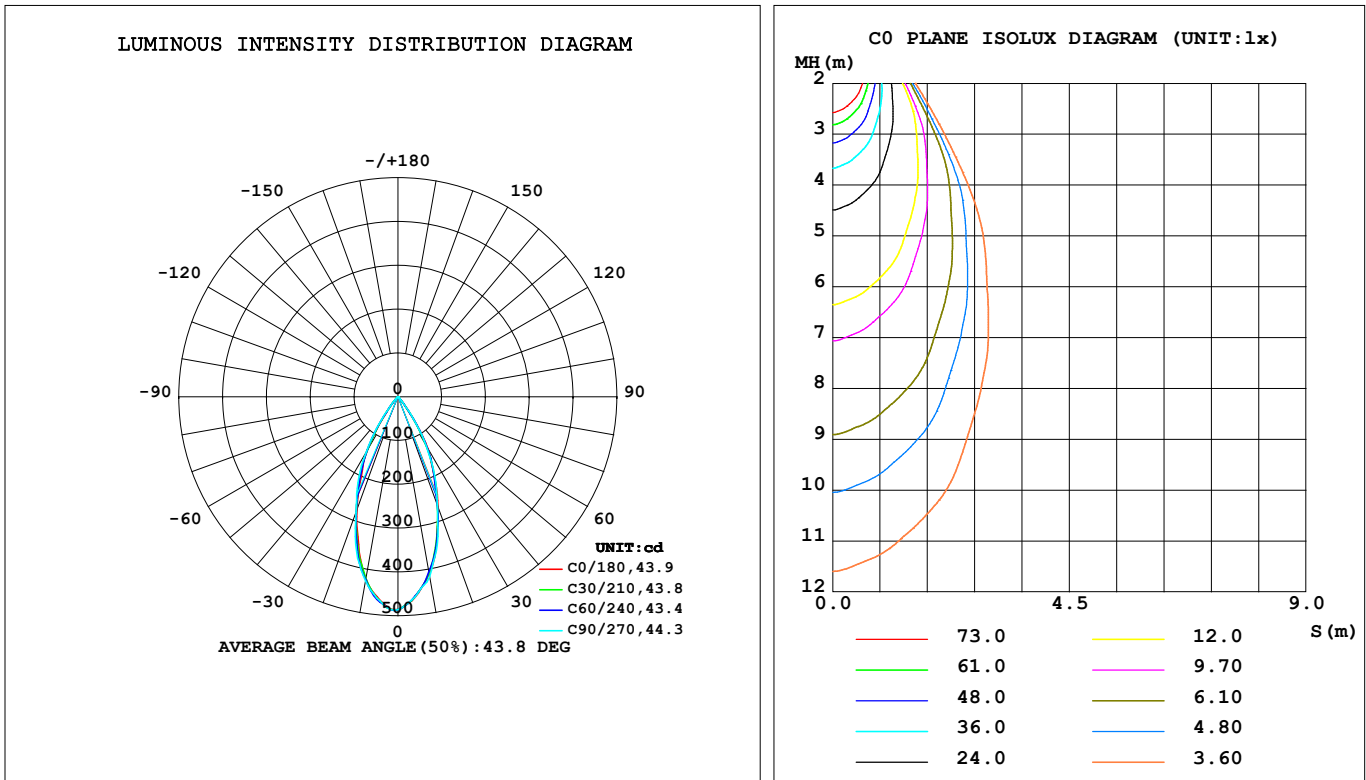


LUMINAIRE PHOTOMETRIC TEST REPORT

Test:U:229.80V I:0.0290A P:6.3000W PF:0.9540 Freq:50.00Hz Lamp Flux:280.273x1 lm		
NAME: SLDL226F-40SDP-TWD09	TYPE:	WEIGHT:
SPEC.:	DIM.:	SERIAL No.:
MFR.: Switch Lighting	SUR.:	Shielding Angle:

DATA OF LAMP		PHOTOMETRIC DATA				Eff: 44.49 lm/W
MODEL		I _{max} (cd)	488.0	S/MH (C0/180)	0.70	
NOMINAL POWER (W)		LOR (%)	100.0	S/MH (C90/270)	0.71	
RATED VOLTAGE (V)		TOTAL FLUX (lm)	280.27	η UP,DN (C0-180)	0.0,48.7	
NOMINAL FLUX (lm)	280.273	CIE CLASS	DIRECT	η UP,DN (C180-360)	0.0,51.3	
LAMPS INSIDE	1	η up (%)	0.0	CIBSE SHR NOM	0.75	
TEST VOLTAGE (V)		η down (%)	100.0	CIBSE SHR MAX	0.75	



C Range: 0 - 360DEG
C Interval: 30.0DEG
Test Speed: HIGH
Temperature: 25.3DEG
Operators: Jason
Test Date: 24 July 2020

γ Range: 0 - 90DEG
γ Interval: 1.0DEG
Test System: EVERFINE GO-i300_v1 SYSTEM V2.0.401
Humidity: 65.0%
Test Distance: 3.160m [K=1.0000]
Remarks:

ZONAL FLUX DIAGRAM

ZONAL FLUX DIAGRAM:

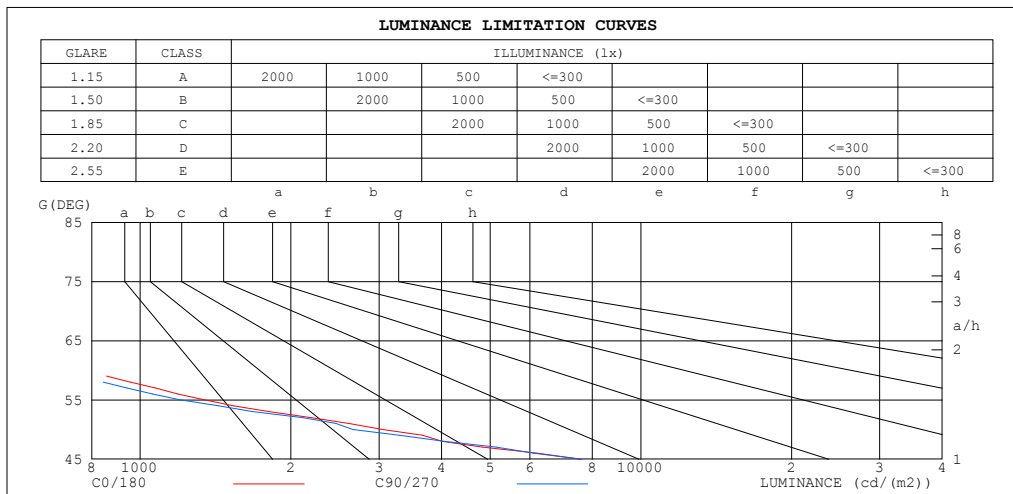
γ	C0	C45	C90	C135	C180	C225	C270	C315	γ	Φ zone	Φ total	%lum,lamp
10	410.6	407.3	416.6	415.7	422.5	422.8	427.5	423.5	0- 10	42.80	42.80	15.3,15.3
20	267.0	263.0	263.2	260.8	274.8	278.6	280.7	274.3	10- 20	96.43	139.2	49.7,49.7
30	135.8	131.3	130.7	127.0	140.4	139.6	145.9	131.4	20- 30	91.39	230.6	82.3,82.3
40	19.71	17.85	18.51	19.74	21.95	21.35	23.39	19.10	30- 40	41.85	272.5	97.2,97.2
50	2.468	2.451	2.145	2.518	3.128	3.118	2.788	2.627	40- 50	6.503	279.0	99.5,99.5
60	0.4743	0.4241	0.4253	0.4337	0.5190	0.4894	0.4871	0.4338	50- 60	1.016	280.0	99.9,99.9
70	0.1290	0.1066	0.1035	0.1088	0.1203	0.1038	0.1052	0.1051	60- 70	0.2399	280.2	100,100
80	0.0226	0.0192	0.0166	0.0199	0.0181	0.0181	0.0217	0.0184	70- 80	0.0482	280.3	100,100
90	0	0	0	0	0	0	0	0	80- 90	0.0076	280.3	100,100
100									90-100			
110									100-110			
120									110-120			
130									120-130			
140									130-140			
150									140-150			
160									150-160			
170									160-170			
180									170-180			
DEG	LUMINOUS INTENSITY:cd									UNIT:lm		

C Range: 0 - 360DEG
C Interval: 30.0DEG
Test Speed: HIGH
Temperature:25.3DEG
Operators:Jason
Test Date:24 July 2020

γ Range: 0 - 90DEG
 γ Interval: 1.0DEG
Test System:EVERFINE GO-i300_v1 SYSTEM V2.0.401
Humidity:65.0%
Test Distance:3.160m [K=1.0000]
Remarks:

LUMINANCE LIMITATION CURVES

Test:U:229.80V I:0.0290A P:6.3000W PF:0.9540 Freq:50.00Hz Lamp Flux:280.273x1 lm		
NAME: SLDL226F-40SDP-TWD09	TYPE:	WEIGHT:
SPEC.:	DIM.:	SERIAL No.:
MFR.: Switch Lighting	SUR.:	Shielding Angle:



LUMINANCE cd/(m2)		
G (DEG)	C0/180	C90/270
85	87	39
80	103	76
75	114	94
70	299	241
65	471	406
60	753	678
55	1342	1201
50	3049	2660
45	7579	7645

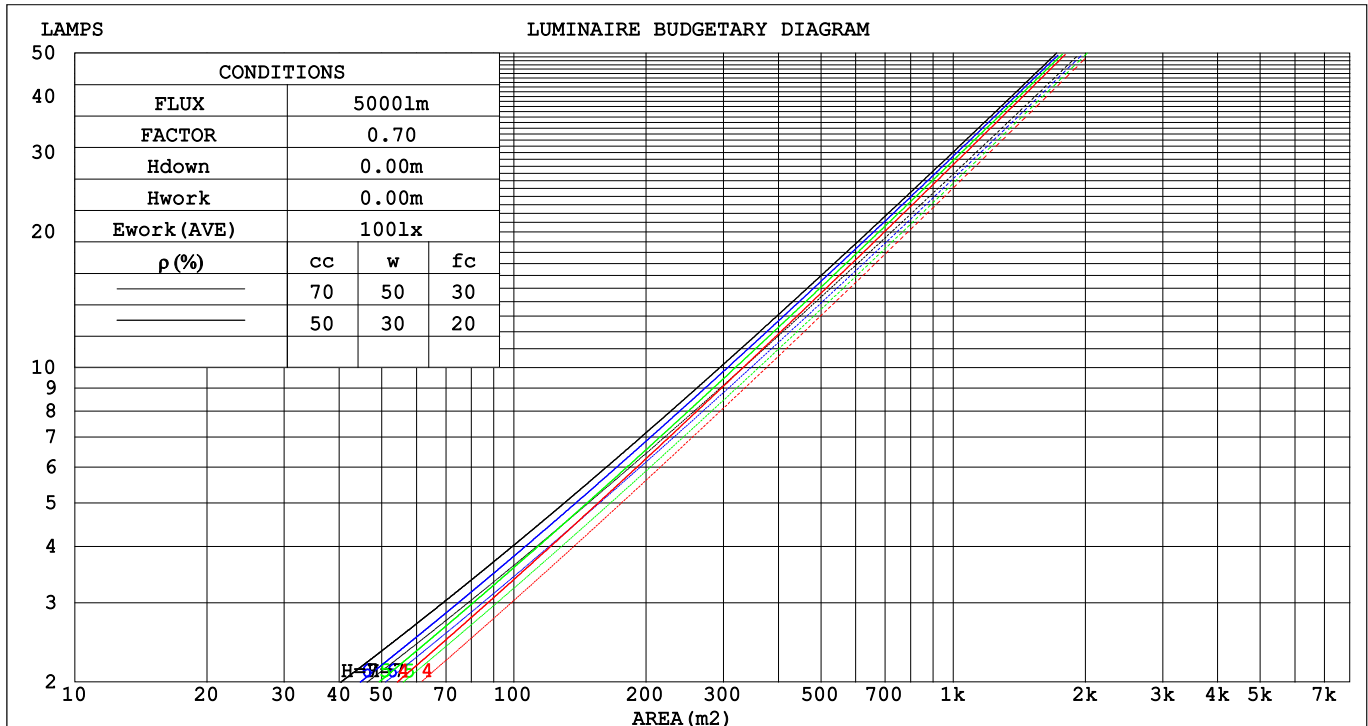
C Range: 0 - 360DEG
C Interval: 30.0DEG
Test Speed: HIGH
Temperature:25.3DEG
Operators:Jason
Test Date:24 July 2020

γ Range: 0 - 90DEG
γ Interval: 1.0DEG
Test System:EVERFINE GO-i300_v1 SYSTEM V2.0.401
Humidity:65.0%
Test Distance:3.160m [K=1.0000]
Remarks:

CU AND LUMINAIRE BUDGETARY ESTIMATE DIAGRAM

Test:U:229.80V I:0.0290A P:6.3000W PF:0.9540 Freq:50.00Hz Lamp Flux:280.273x1 lm		
NAME: SLDL226F-40SDP-TWD09	TYPE:	WEIGHT:
SPEC.:	DIM.:	SERIAL No.:
MFR.: Switch Lighting	SUR.:	Shielding Angle:

pcc	80%			70%			50%			30%			10%			0
pw	50%	30%	10%	50%	30%	10%	50%	30%	10%	50%	30%	10%	50%	30%	10%	0
pfc	20%			20%			20%			20%			20%			0
RCR	RCR:Room Cavity Ratio															



C Range: 0 - 360DEG
C Interval: 30.0DEG
Test Speed: HIGH
Temperature:25.3DEG
Operators:Jason
Test Date:24 July 2020

γ Range: 0 - 90DEG
γ Interval: 1.0DEG
Test System:EVERFINE GO-i300_V1 SYSTEM V2.0.401
Humidity:65.0%
Test Distance:3.160m [K=1.0000]
Remarks:

WEC AND CCEC

Test:U:229.80V I:0.0290A P:6.3000W PF:0.9540 Freq:50.00Hz Lamp Flux:280.273x1 lm																	
NAME: SLDL226F-40SDP-TWD09									TYPE:						WEIGHT:		
SPEC.:									DIM.:						SERIAL No.:		
MFR.: Switch Lighting									SUR.:						Shielding Angle:		

pcc	80%			70%			50%			30%			10%			0
pw	50%	30%	10%	50%	30%	10%	50%	30%	10%	50%	30%	10%	50%	30%	10%	0
pfc	20%			20%			20%			20%			20%			0
RCR	RCR:Room Cavity Ratio						Wall Exitance Coefficients(WEC)									
0.0																
1.0	.164	.093	.029	.157	.089	.028	.144	.083	.026	.133	.077	.025	.122	.071	.023	
2.0	.155	.085	.026	.150	.082	.025	.139	.077	.024	.130	.073	.023	.121	.068	.022	
3.0	.147	.078	.023	.143	.076	.023	.134	.073	.022	.126	.069	.021	.118	.065	.020	
4.0	.140	.073	.021	.136	.071	.021	.129	.068	.020	.121	.065	.020	.115	.062	.019	
5.0	.134	.068	.020	.130	.067	.019	.124	.064	.019	.117	.062	.018	.112	.060	.018	
6.0	.128	.064	.018	.125	.063	.018	.119	.061	.018	.113	.059	.017	.108	.057	.017	
7.0	.122	.060	.017	.119	.059	.017	.114	.058	.017	.110	.056	.016	.105	.055	.016	
8.0	.117	.057	.016	.115	.056	.016	.110	.055	.016	.106	.054	.015	.102	.052	.015	
9.0	.112	.054	.015	.110	.054	.015	.106	.052	.015	.102	.051	.015	.099	.050	.014	
10.0	.108	.052	.014	.106	.051	.014	.102	.050	.014	.099	.049	.014	.096	.048	.014	

pcc	80%			70%			50%			30%			10%			0
pw	50%	30%	10%	50%	30%	10%	50%	30%	10%	50%	30%	10%	50%	30%	10%	0
pfc	20%			20%			20%			20%			20%			0
RCR	RCR:Room Cavity Ratio						Ceiling Cavity Exitance Coefficients (CCEC)									
0.0	.190	.190	.190	.163	.163	.163	.111	.111	.111	.064	.064	.064	.020	.020	.020	
1.0	.170	.157	.146	.146	.135	.126	.100	.093	.087	.057	.054	.051	.018	.017	.016	
2.0	.154	.133	.115	.132	.114	.099	.090	.079	.069	.052	.046	.040	.017	.015	.013	
3.0	.141	.113	.092	.121	.098	.079	.083	.068	.056	.048	.040	.033	.015	.013	.011	
4.0	.130	.099	.075	.112	.085	.065	.077	.059	.046	.044	.035	.027	.014	.011	.009	
5.0	.121	.087	.062	.104	.075	.054	.071	.052	.038	.041	.031	.022	.013	.010	.007	
6.0	.113	.077	.052	.097	.067	.045	.067	.047	.032	.039	.028	.019	.013	.009	.006	
7.0	.106	.070	.044	.092	.060	.038	.063	.042	.027	.037	.025	.016	.012	.008	.005	
8.0	.101	.063	.037	.087	.055	.033	.060	.038	.023	.035	.023	.014	.011	.007	.005	
9.0	.096	.058	.032	.082	.050	.028	.057	.035	.020	.033	.021	.012	.011	.007	.004	
10.0	.091	.053	.028	.078	.046	.025	.054	.033	.018	.032	.019	.011	.010	.006	.003	

C Range: 0 - 360DEG
C Interval: 30.0DEG
Test Speed: HIGH
Temperature:25.3DEG
Operators:Jason
Test Date:24 July 2020

γ Range: 0 - 90DEG
γ Interval: 1.0DEG
Test System:EVERFINE GO-i300_V1 SYSTEM V2.0.401
Humidity:65.0%
Test Distance:3.160m [K=1.0000]
Remarks:

UGR(Unified Glare Rating) Table

Test:U:229.80V I:0.0290A P:6.3000W PF:0.9540 Freq:50.00Hz Lamp Flux:280.273x1 lm											
NAME: SLDL226F-40SDP-TWD09					TYPE:			WEIGHT:			
SPEC.:					DIM.:			SERIAL No.:			
MFR.: Switch Lighting					SUR.:			Shielding Angle:			
ceiling/cavity	0.7	0.7	0.5	0.5	0.3	0.7	0.7	0.5	0.5	0.3	
walls	0.5	0.3	0.5	0.3	0.3	0.5	0.3	0.5	0.3	0.3	
working plane	0.2	0.2	0.2	0.2	0.2	0.2	0.2	0.2	0.2	0.2	
Room dimensions		Viewed crosswise					Viewed endwise				
x = 2H y = 2H	2H	20.7	21.6	20.9	21.7	21.9	20.8	21.7	21.0	21.8	22.0
	3H	20.5	21.3	20.8	21.5	21.7	20.6	21.4	20.9	21.6	21.8
	4H	20.5	21.2	20.7	21.4	21.6	20.6	21.3	20.8	21.5	21.7
	6H	20.4	21.1	20.7	21.3	21.5	20.5	21.2	20.8	21.4	21.7
	8H	20.3	21.0	20.6	21.2	21.5	20.4	21.1	20.7	21.3	21.6
	12H	20.3	20.9	20.6	21.2	21.5	20.4	21.0	20.7	21.3	21.6
4H	2H	20.5	21.2	20.7	21.4	21.6	20.6	21.3	20.8	21.5	21.7
	3H	20.3	20.9	20.6	21.2	21.5	20.4	21.0	20.7	21.3	21.6
	4H	20.2	20.8	20.5	21.1	21.4	20.3	20.9	20.6	21.2	21.5
	6H	20.1	20.6	20.5	20.9	21.3	20.2	20.7	20.6	21.0	21.4
	8H	20.0	20.5	20.4	20.9	21.2	20.1	20.6	20.5	21.0	21.3
	12H	20.0	20.4	20.4	20.8	21.2	20.1	20.5	20.5	20.9	21.3
8H	4H	20.0	20.5	20.4	20.9	21.2	20.1	20.6	20.5	21.0	21.3
	6H	19.9	20.3	20.4	20.7	21.1	20.0	20.4	20.5	20.8	21.2
	8H	19.9	20.2	20.3	20.6	21.1	20.0	20.3	20.4	20.7	21.2
	12H	19.8	20.1	20.3	20.6	21.0	19.9	20.2	20.4	20.7	21.1
12H	4H	20.0	20.4	20.4	20.8	21.2	20.1	20.5	20.5	20.9	21.3
	6H	19.9	20.2	20.3	20.6	21.1	20.0	20.3	20.4	20.7	21.2
	8H	19.8	20.1	20.3	20.6	21.0	19.9	20.2	20.4	20.7	21.1
Variations with the observer position at spacings:											
S = 1.0H		+ 4.8 / -15.4					+ 4.7 / -16.3				
1.5H		+ 7.3 / -12.8					+ 7.2 / -13.4				
2.0H		+ 7.1 / - 9.5					+ 7.1 / - 9.9				

CIE Pub.117, 280.3 lm Total Lamp Luminous Flux Correct (8log(F/F0) = -4.4)

C Range: 0 - 360DEG
C Interval: 30.0DEG
Test Speed: HIGH
Temperature:25.3DEG
Operators:Jason
Test Date:24 July 2020

γ Range: 0 - 90DEG
γ Interval: 1.0DEG
Test System:EVERFINE GO-i300_V1 SYSTEM V2.0.401
Humidity:65.0%
Test Distance:3.160m [K=1.0000]
Remarks:

UTILIZATION FACTORS TABLE

Test:U:229.80V I:0.0290A P:6.3000W PF:0.9540 Freq:50.00Hz Lamp Flux:280.273x1 lm		
NAME: SLDL226F-40SDP-TWD09	TYPE:	WEIGHT:
SPEC.:	DIM.:	SERIAL No.:
MFR.: Switch Lighting	SUR.:	Shielding Angle:

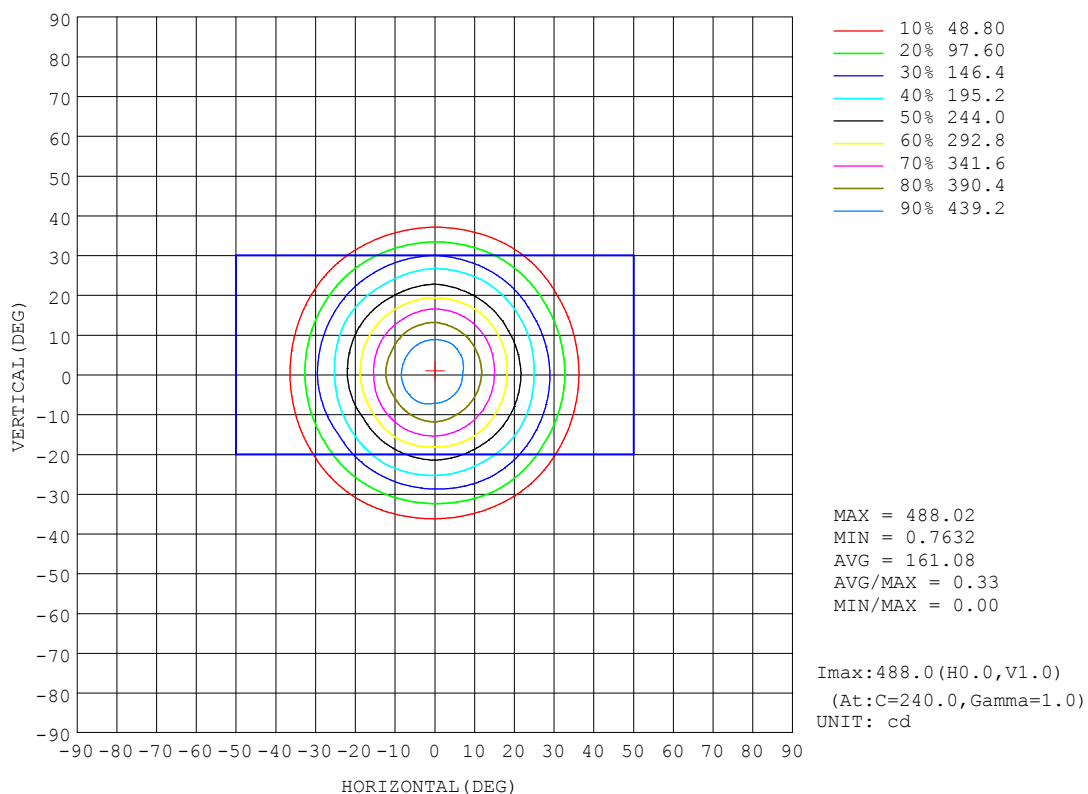
REFLECTANCE										
Ceiling	0.8	0.8	0.8	0.7	0.7	0.7	0.5	0.5	0.5	0
Walls	0.7	0.5	0.3	0.7	0.5	0.3	0.7	0.5	0.3	0
Working plane	0.2	0.2	0.2	0.2	0.2	0.2	0.2	0.2	0.2	0
ROOM INDEX	UTILIZATION FACTORS (PERCENT) $k(RI) \times RCR = 5$									
$k = 0.60$	90	84	80	89	84	80	89	83	80	77
0.80	97	92	88	96	91	88	95	91	88	84
1.00	101	96	92	100	95	92	99	95	92	88
1.25	105	100	97	104	99	96	102	98	95	92
1.50	107	103	100	106	102	99	104	101	98	94
2.00	109	106	103	108	105	102	105	103	100	95
2.50	111	107	105	109	106	104	106	104	102	96
3.00	112	109	107	111	108	106	107	105	103	97
4.00	114	112	110	112	110	108	109	107	106	99
5.00	116	113	112	113	112	110	109	108	107	100
ROOM INDEX	UF(total)									Direct
According to DIN EN 13032-2 2004			Suspended					SHRNOM = 1.25		

C Range: 0 - 360DEG
C Interval: 30.0DEG
Test Speed: HIGH
Temperature:25.3DEG
Operators:Jason
Test Date:24 July 2020

γ Range: 0 - 90DEG
 γ Interval: 1.0DEG
Test System:EVERFINE GO-i300_V1 SYSTEM V2.0.401
Humidity:65.0%
Test Distance:3.160m [K=1.0000]
Remarks:

ISOCANDELA DIAGRAM

Test:U:229.80V I:0.0290A P:6.3000W PF:0.9540 Freq:50.00Hz Lamp Flux:280.273x1 lm		
NAME: SLDL226F-40SDP-TWD09	TYPE:	WEIGHT:
SPEC.:	DIM.:	SERIAL No.:
MFR.: Switch Lighting	SUR.:	Shielding Angle:




C Range: 0 - 360DEG
C Interval: 30.0DEG
Test Speed: HIGH
Temperature:25.3DEG
Operators:Jason
Test Date:24 July 2020

γ Range: 0 - 90DEG
γ Interval: 1.0DEG
Test System:EVERFINE GO-i300_v1 SYSTEM V2.0.401
Humidity:65.0%
Test Distance:3.160m [K=1.0000]
Remarks:

AAI Figure

Test:U:229.80V I:0.0290A P:6.3000W PF:0.9540 Freq:50.00Hz Lamp Flux:280.273x1 lm		
NAME: SLDL226F-40SDP-TWD09	TYPE:	WEIGHT:
SPEC.:	DIM.:	SERIAL No.:
MFR.: Switch Lighting	SUR.:	Shielding Angle:



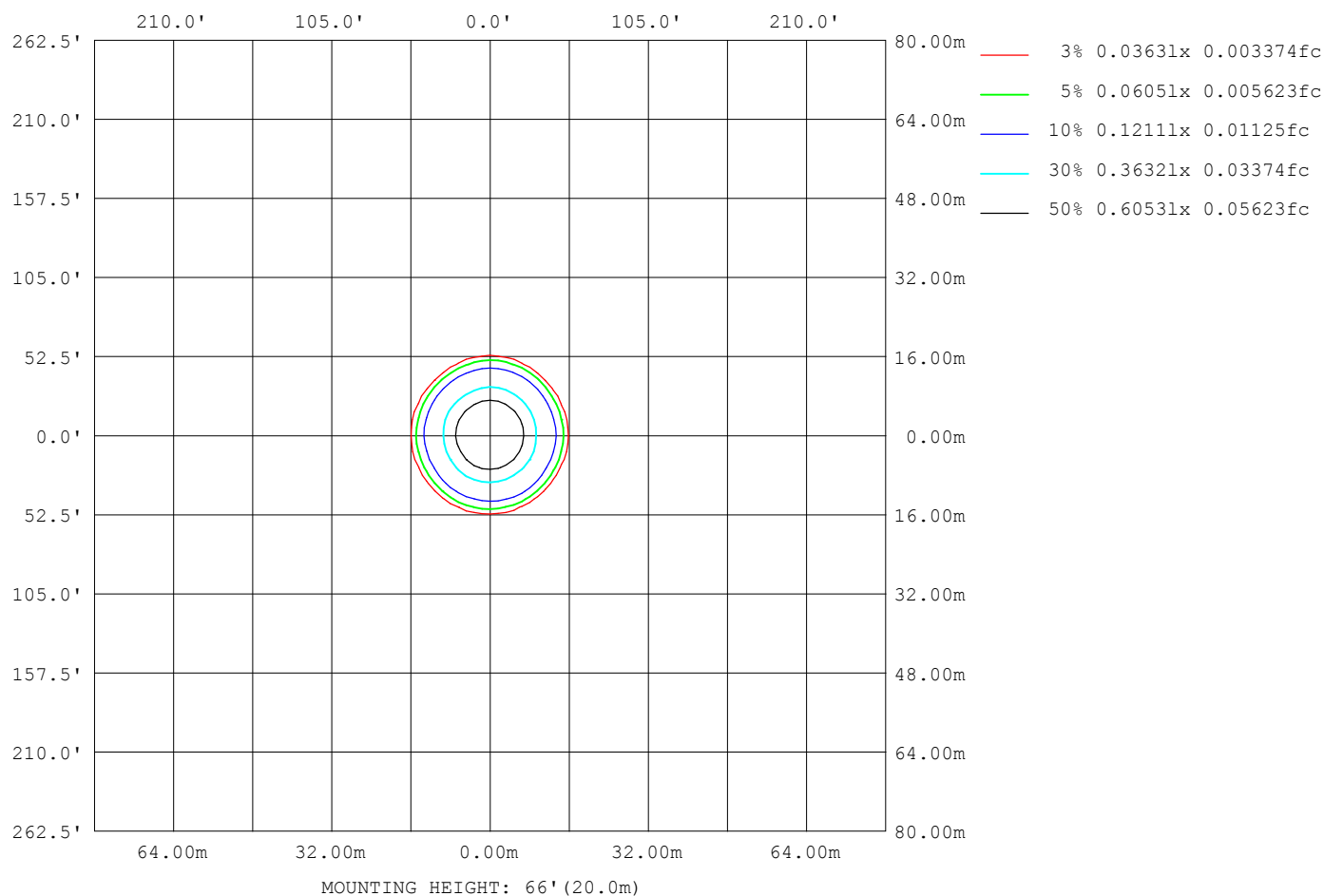
Note:The Curves indicate the illuminated area and the average illumination when the luminaire is at different distance.

C Range: 0 - 360DEG
C Interval: 30.0DEG
Test Speed: HIGH
Temperature:25.3DEG
Operators:Jason
Test Date:24 July 2020

γ Range: 0 - 90DEG
γ Interval: 1.0DEG
Test System:EVERFINE GO-i300_V1 SYSTEM V2.0.401
Humidity:65.0%
Test Distance:3.160m [K=1.0000]
Remarks:

ISOLUX DIAGRAM

Test:U:229.80V I:0.0290A P:6.3000W PF:0.9540 Freq:50.00Hz Lamp Flux:280.273x1 lm		
NAME: SLDL226F-40SDP-TWD09	TYPE:	WEIGHT:
SPEC.:	DIM.:	SERIAL No.:
MFR.: Switch Lighting	SUR.:	Shielding Angle:



C Range: 0 - 360DEG
 C Interval: 30.0DEG
 Test Speed: HIGH
 Temperature:25.3DEG
 Operators:Jason
 Test Date:24 July 2020

γ Range: 0 - 90DEG
 γ Interval: 1.0DEG
 Test System:EVERFINE GO-i300_V1 SYSTEM V2.0.401
 Humidity:65.0%
 Test Distance:3.160m [K=1.0000]
 Remarks:

LED Avg.L Report

Test:U:229.80V I:0.0290A P:6.3000W PF:0.9540 Freq:50.00Hz Lamp Flux:280.273x1 lm		
NAME: SLDL226F-40SDP-TWD09	TYPE:	WEIGHT:
SPEC.:	DIM.:	SERIAL No.:
MFR.: Switch Lighting	SUR.:	Shielding Angle:

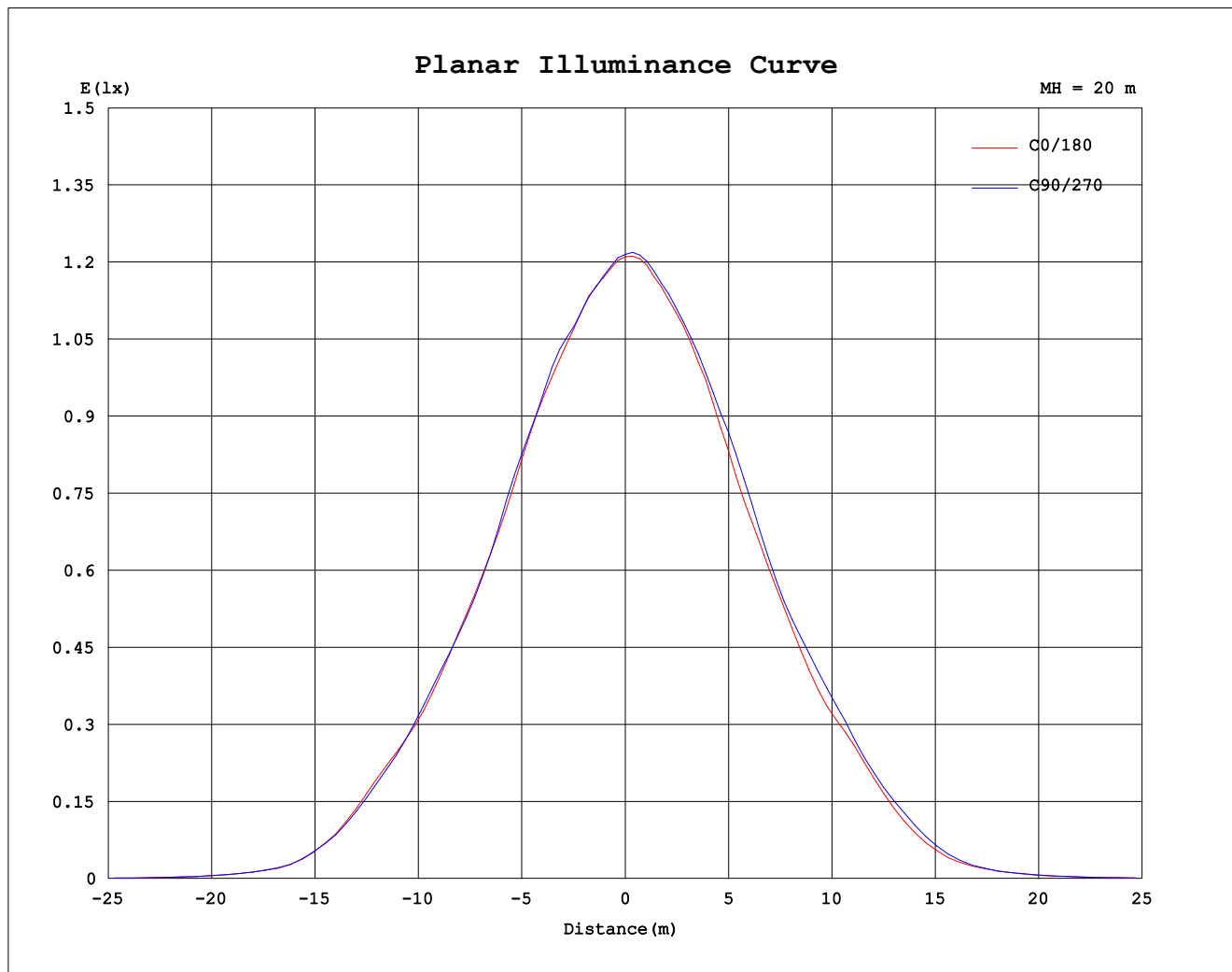
AvgL	cd/m2
L_0~180 (65) av	476
L_0~180 (75) av	105
L_0~180 (85) av	60
L_90~270 (65) av	419
L_90~270 (75) av	99
L_90~270 (85) av	59
L_45 (65) av	411
L_45 (75) av	100
L_45 (85) av	53

Standard: GB/T 29293-2012

C Range: 0 - 360DEG
C Interval: 30.0DEG
Test Speed: HIGH
Temperature:25.3DEG
Operators:Jason
Test Date:24 July 2020

γ Range: 0 - 90DEG
γ Interval: 1.0DEG
Test System:EVERFINE GO-i300_V1 SYSTEM V2.0.401
Humidity:65.0%
Test Distance:3.160m [K=1.0000]
Remarks:

Planar Illuminance Curve



C Range: 0 - 360DEG
 C Interval: 30.0DEG
 Test Speed: HIGH
 Temperature: 25.3DEG
 Operators: Jason
 Test Date: 24 July 2020

γ Range: 0 - 90DEG
 γ Interval: 1.0DEG
 Test System: EVERFINE GO-i300_V1 SYSTEM V2.0.401
 Humidity: 65.0%
 Test Distance: 3.160m [K=1.0000]
 Remarks:

```

γ Range: 0 - 90DEG
γ Interval: 1.0DEG
Test System:EVERFINE GO-i300_V1 SYSTEM V2.0.401
Humidity:65.0%
Test Distance:3.160m [K=1.0000]
Remarks:

```