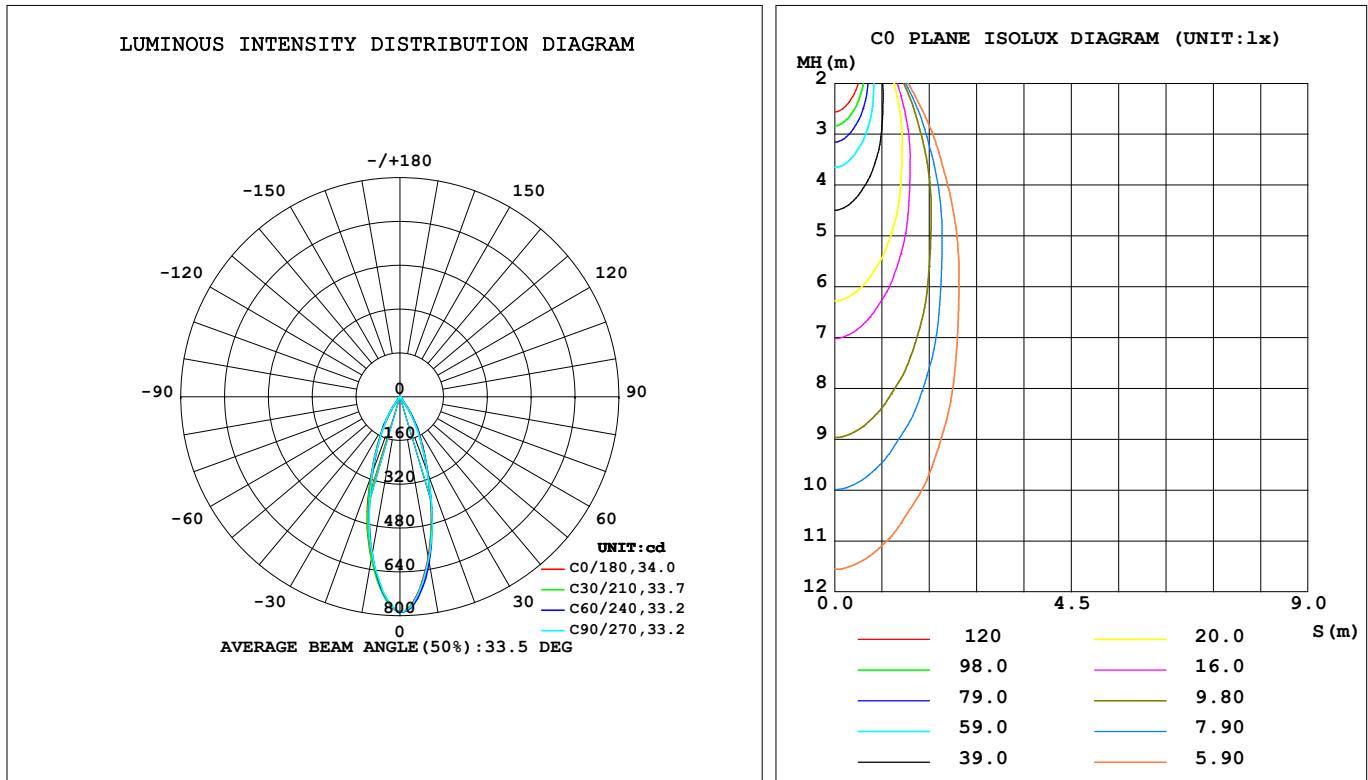


LUMINAIRE PHOTOMETRIC TEST REPORT

Test:U:229.90V I:0.0290A P:6.2000W PF:0.9530 Freq:50.00Hz Lamp Flux:306.149x1 lm		
NAME: SLDL226F-30SDP-TWD09	TYPE:	WEIGHT:
SPEC.:	DIM.:	SERIAL No.:
MFR.: Switch Lighting	SUR.:	Shielding Angle:

DATA OF LAMP		PHOTOMETRIC DATA				Eff: 49.38 lm/W
MODEL		I _{max} (cd)	787.5	S/MH (C0/180)		0.57
NOMINAL POWER (W)		LOR (%)	100.0	S/MH (C90/270)		0.54
RATED VOLTAGE (V)		TOTAL FLUX (lm)	306.15	η UP,DN (C0-180)		0.0,50.3
NOMINAL FLUX (lm)	306.149	CIE CLASS	DIRECT	η UP,DN (C180-360)		0.0,49.7
LAMPS INSIDE	1	η up (%)	0.0	CIBSE SHR NOM		0.50
TEST VOLTAGE (V)		η down (%)	100.0	CIBSE SHR MAX		0.55



C Range: 0 - 360DEG
C Interval: 30.0DEG
Test Speed: HIGH
Temperature:25.3DEG
Operators:Jason
Test Date:24 July 2020

γ Range: 0 - 90DEG
γ Interval: 1.0DEG
Test System:EVERFINE GO-i300_v1 SYSTEM V2.0.401
Humidity:65.0%
Test Distance:3.160m [K=1.0000]
Remarks:

ZONAL FLUX DIAGRAM

ZONAL FLUX DIAGRAM:

γ	C0	C45	C90	C135	C180	C225	C270	C315	γ	Φ zone	Φ total	%lum,lamp
10	598.4	611.4	603.9	614.8	598.7	591.2	585.0	588.2	0- 10	65.08	65.08	21.3,21.3
20	297.8	297.7	296.7	310.3	312.7	299.5	296.5	297.7	10- 20	123.1	188.2	61.5,61.5
30	111.4	117.4	100.5	96.17	104.7	114.1	105.4	97.51	20- 30	86.51	274.7	89.7,89.7
40	6.272	5.958	5.875	6.680	6.235	6.049	5.809	6.723	30- 40	28.24	303.0	99,99
50	1.394	1.361	1.347	1.519	1.295	1.364	1.324	1.540	40- 50	2.202	305.2	99.7,99.7
60	0.4061	0.3981	0.3390	0.4174	0.3604	0.4018	0.3675	0.4389	50- 60	0.7102	305.9	99.9,99.9
70	0.1074	0.0975	0.0863	0.1187	0.1116	0.1165	0.1124	0.1165	60- 70	0.2218	306.1	100,100
80	0.0225	0.0167	0.0130	0.0170	0.0137	0.0141	0.0181	0.0152	70- 80	0.0454	306.1	100,100
90	0	0	0	0	0	0	0	0	80- 90	0.0063	306.1	100,100
100									90-100			
110									100-110			
120									110-120			
130									120-130			
140									130-140			
150									140-150			
160									150-160			
170									160-170			
180									170-180			
DEG	LUMINOUS INTENSITY:cd									UNIT:lm		

C Range: 0 - 360DEG

C Interval: 30.0DEG

Test Speed: HIGH

Temperature:25.3DEG

Operators:Jason

Test Date:24 July 2020

 γ Range: 0 - 90DEG

 γ Interval: 1.0DEG

Test System:EVERFINE GO-i300_v1 SYSTEM V2.0.401

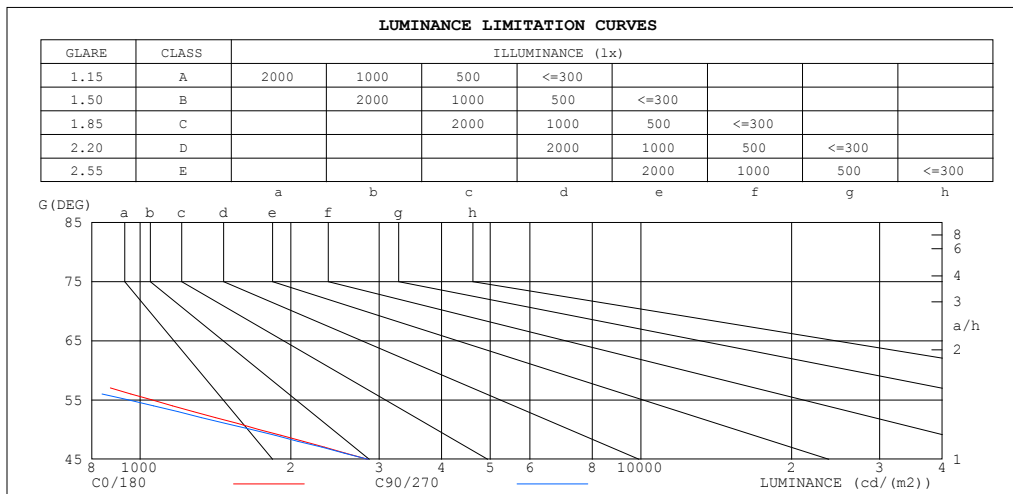
Humidity:65.0%

Test Distance:3.160m [K=1.0000]

Remarks:

LUMINANCE LIMITATION CURVES

Test:U:229.90V I:0.0290A P:6.2000W PF:0.9530 Freq:50.00Hz Lamp Flux:306.149x1 lm		
NAME: SLDL226F-30SDP-TWD09	TYPE:	WEIGHT:
SPEC.:	DIM.:	SERIAL No.:
MFR.: Switch Lighting	SUR.:	Shielding Angle:



LUMINANCE cd/(m2)		
G (DEG)	C0/180	C90/270
85	100	20
80	103	60
75	110	78
70	250	201
65	389	332
60	647	540
55	1054	946
50	1727	1670
45	2845	2852

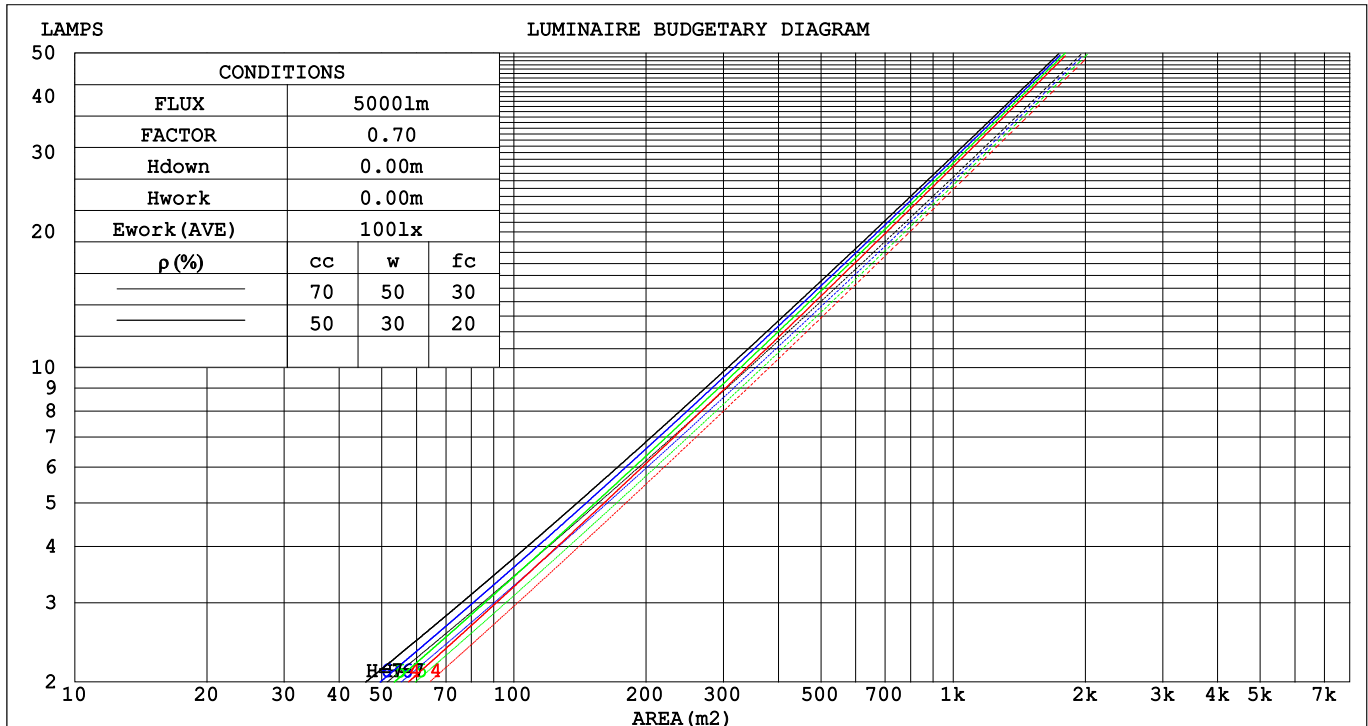
C Range: 0 - 360DEG
 C Interval: 30.0DEG
 Test Speed: HIGH
 Temperature: 25.3DEG
 Operators: Jason
 Test Date: 24 July 2020

γ Range: 0 - 90DEG
 γ Interval: 1.0DEG
 Test System: EVERFINE GO-i300_V1 SYSTEM V2.0.401
 Humidity: 65.0%
 Test Distance: 3.160m [K=1.0000]
 Remarks:

CU AND LUMINAIRE BUDGETARY ESTIMATE DIAGRAM

Test:U:229.90V I:0.0290A P:6.2000W PF:0.9530 Freq:50.00Hz Lamp Flux:306.149x1 lm		
NAME: SLDL226F-30SDP-TWD09	TYPE:	WEIGHT:
SPEC.:	DIM.:	SERIAL No.:
MFR.: Switch Lighting	SUR.:	Shielding Angle:

pcc	80%			70%			50%			30%			10%			0
pw	50%	30%	10%	50%	30%	10%	50%	30%	10%	50%	30%	10%	50%	30%	10%	0
pfc	20%			20%			20%			20%			20%			0
RCR	RCR:Room Cavity Ratio															



C Range: 0 - 360DEG
C Interval: 30.0DEG
Test Speed: HIGH
Temperature:25.3DEG
Operators:Jason
Test Date:24 July 2020

γ Range: 0 - 90DEG
γ Interval: 1.0DEG
Test System:EVERFINE GO-i300_V1 SYSTEM V2.0.401
Humidity:65.0%
Test Distance:3.160m [K=1.0000]
Remarks:

WEC AND CCEC

Test:U:229.90V I:0.0290A P:6.2000W PF:0.9530 Freq:50.00Hz Lamp Flux:306.149x1 lm																	
NAME: SLDL226F-30SDP-TWD09									TYPE:						WEIGHT:		
SPEC.:									DIM.:						SERIAL No.:		
MFR.: Switch Lighting									SUR.:						Shielding Angle:		

pcc	80%			70%			50%			30%			10%			0
pw	50%	30%	10%	50%	30%	10%	50%	30%	10%	50%	30%	10%	50%	30%	10%	0
pfc	20%			20%			20%			20%			20%			0
RCR	RCR:Room Cavity Ratio						Wall Exitance Coefficients(WEC)									
0.0																
1.0	.152	.087	.027	.146	.083	.026	.133	.076	.024	.122	.070	.023	.111	.065	.021	
2.0	.143	.079	.024	.138	.076	.023	.128	.071	.022	.118	.066	.021	.109	.062	.019	
3.0	.135	.072	.022	.131	.070	.021	.122	.066	.020	.114	.062	.019	.106	.059	.018	
4.0	.128	.067	.020	.124	.065	.019	.117	.062	.018	.110	.059	.018	.103	.056	.017	
5.0	.122	.062	.018	.118	.061	.018	.112	.058	.017	.106	.056	.017	.100	.054	.016	
6.0	.116	.058	.017	.113	.057	.016	.107	.055	.016	.102	.053	.016	.097	.051	.015	
7.0	.111	.055	.016	.108	.054	.015	.103	.052	.015	.099	.051	.015	.094	.049	.014	
8.0	.106	.052	.015	.104	.051	.014	.099	.050	.014	.095	.048	.014	.091	.047	.014	
9.0	.102	.049	.014	.100	.049	.014	.096	.047	.013	.092	.046	.013	.089	.045	.013	
10.0	.098	.047	.013	.096	.046	.013	.092	.045	.013	.089	.044	.013	.086	.043	.012	

pcc	80%			70%			50%			30%			10%			0
pw	50%	30%	10%	50%	30%	10%	50%	30%	10%	50%	30%	10%	50%	30%	10%	0
pfc	20%			20%			20%			20%			20%			0
RCR	RCR:Room Cavity Ratio						Ceiling Cavity Exitance Coefficients (CCEC)									
0.0	.190	.190	.190	.163	.163	.163	.111	.111	.111	.064	.064	.064	.020	.020	.020	
1.0	.169	.158	.147	.145	.135	.126	.099	.093	.087	.057	.054	.051	.018	.017	.016	
2.0	.152	.133	.116	.131	.114	.100	.089	.079	.070	.052	.046	.041	.017	.015	.013	
3.0	.139	.113	.093	.119	.098	.081	.082	.068	.057	.047	.040	.033	.015	.013	.011	
4.0	.127	.098	.076	.109	.085	.066	.075	.059	.047	.043	.035	.028	.014	.011	.009	
5.0	.117	.086	.063	.101	.075	.055	.069	.052	.039	.040	.031	.023	.013	.010	.008	
6.0	.109	.077	.053	.094	.066	.046	.065	.046	.033	.038	.027	.019	.012	.009	.006	
7.0	.102	.069	.045	.088	.060	.039	.061	.042	.028	.035	.025	.017	.011	.008	.005	
8.0	.096	.062	.039	.083	.054	.034	.057	.038	.024	.033	.022	.014	.011	.007	.005	
9.0	.091	.057	.034	.078	.049	.029	.054	.035	.021	.032	.020	.012	.010	.007	.004	
10.0	.086	.052	.030	.074	.045	.026	.052	.032	.018	.030	.019	.011	.010	.006	.004	

C Range: 0 - 360DEG
C Interval: 30.0DEG
Test Speed: HIGH
Temperature:25.3DEG
Operators:Jason
Test Date:24 July 2020

γ Range: 0 - 90DEG
γ Interval: 1.0DEG
Test System:EVERFINE GO-i300_V1 SYSTEM V2.0.401
Humidity:65.0%
Test Distance:3.160m [K=1.0000]
Remarks:

UGR(Unified Glare Rating) Table

Test:U:229.90V I:0.0290A P:6.2000W PF:0.9530 Freq:50.00Hz Lamp Flux:306.149x1 lm											
NAME: SLDL226F-30SDP-TWD09					TYPE:			WEIGHT:			
SPEC.:					DIM.:			SERIAL No.:			
MFR.: Switch Lighting					SUR.:			Shielding Angle:			
ceiling/cavity	0.7	0.7	0.5	0.5	0.3	0.7	0.7	0.5	0.5	0.3	
walls	0.5	0.3	0.5	0.3	0.3	0.5	0.3	0.5	0.3	0.3	
working plane	0.2	0.2	0.2	0.2	0.2	0.2	0.2	0.2	0.2	0.2	
Room dimensions		Viewed crosswise					Viewed endwise				
x = 2H y = 2H		17.8	18.6	18.1	18.8	18.9	17.8	18.6	18.0	18.7	18.9
	3H	17.7	18.4	17.9	18.6	18.8	17.7	18.4	17.9	18.6	18.8
	4H	17.6	18.3	17.9	18.5	18.7	17.6	18.3	17.8	18.5	18.7
	6H	17.5	18.2	17.8	18.4	18.6	17.5	18.1	17.8	18.4	18.6
	8H	17.5	18.1	17.8	18.3	18.6	17.5	18.1	17.8	18.3	18.6
	12H	17.4	18.0	17.7	18.3	18.5	17.4	18.0	17.7	18.3	18.5
4H	2H	17.6	18.3	17.9	18.5	18.7	17.6	18.3	17.8	18.5	18.7
	3H	17.4	18.0	17.7	18.3	18.5	17.4	18.0	17.7	18.3	18.5
	4H	17.3	17.9	17.7	18.2	18.5	17.3	17.8	17.7	18.1	18.4
	6H	17.2	17.7	17.6	18.0	18.4	17.2	17.7	17.6	18.0	18.4
	8H	17.2	17.6	17.6	18.0	18.3	17.2	17.6	17.6	17.9	18.3
	12H	17.1	17.5	17.5	17.9	18.3	17.1	17.5	17.5	17.9	18.3
8H	4H	17.2	17.6	17.6	18.0	18.3	17.2	17.6	17.6	17.9	18.3
	6H	17.1	17.4	17.5	17.8	18.2	17.1	17.4	17.5	17.8	18.2
	8H	17.0	17.3	17.5	17.8	18.2	17.0	17.3	17.4	17.7	18.2
	12H	17.0	17.2	17.4	17.7	18.1	16.9	17.2	17.4	17.7	18.1
12H	4H	17.1	17.5	17.5	17.9	18.3	17.1	17.5	17.5	17.9	18.3
	6H	17.0	17.3	17.5	17.8	18.2	17.0	17.3	17.4	17.7	18.2
	8H	17.0	17.2	17.4	17.7	18.1	16.9	17.2	17.4	17.7	18.1
Variations with the observer position at spacings:											
S = 1.0H	+ 5.6 / -11.4					+ 5.0 / -11.7					
1.5H	+ 8.1 / - 8.9					+ 7.5 / - 8.9					
2.0H	+ 4.7 / - 5.7					+ 5.0 / - 5.3					

CIE Pub.117, 306.1 lm Total Lamp Luminous Flux Correct ($8\log(F/F_0) = -4.1$)

C Range: 0 - 360DEG
C Interval: 30.0DEG
Test Speed: HIGH
Temperature:25.3DEG
Operators:Jason
Test Date:24 July 2020

γ Range: 0 - 90DEG
 γ Interval: 1.0DEG
Test System:EVERFINE GO-i300_V1 SYSTEM V2.0.401
Humidity:65.0%
Test Distance:3.160m [K=1.0000]
Remarks:

UTILIZATION FACTORS TABLE

Test:U:229.90V I:0.0290A P:6.2000W PF:0.9530 Freq:50.00Hz Lamp Flux:306.149x1 lm		
NAME: SLDL226F-30SDP-TWD09	TYPE:	WEIGHT:
SPEC.:	DIM.:	SERIAL No.:
MFR.: Switch Lighting	SUR.:	Shielding Angle:

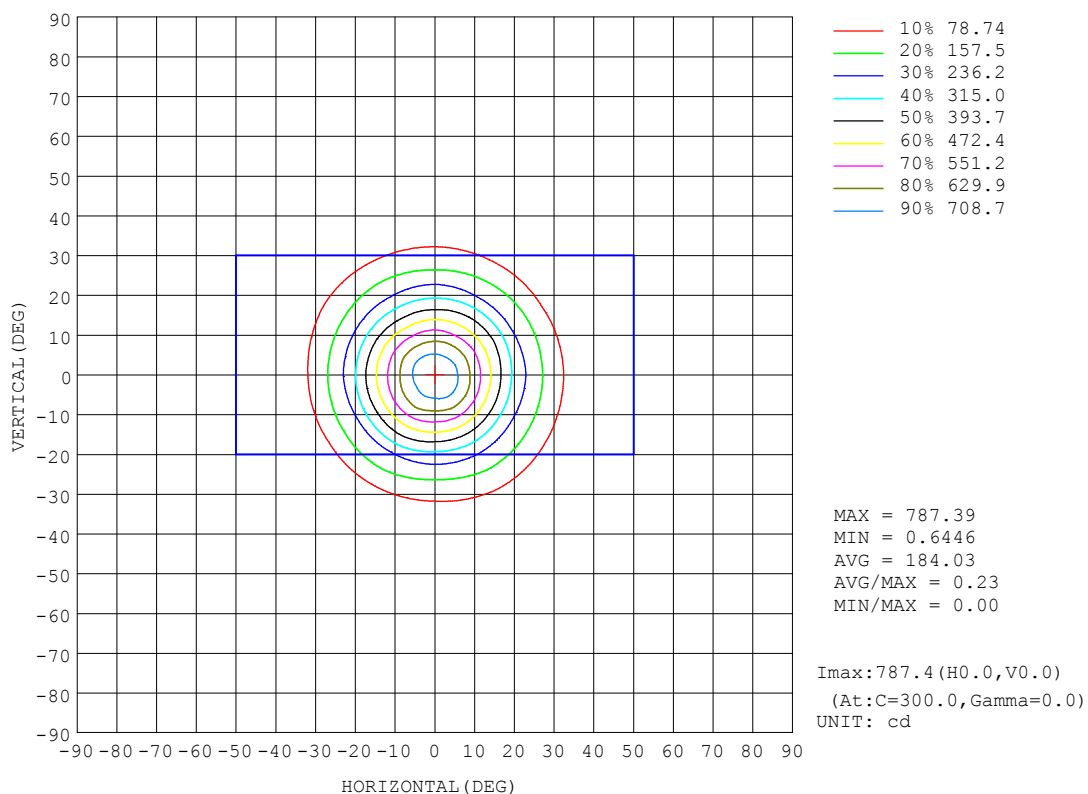
REFLECTANCE										
Ceiling	0.8	0.8	0.8	0.7	0.7	0.7	0.5	0.5	0.5	0
Walls	0.7	0.5	0.3	0.7	0.5	0.3	0.7	0.5	0.3	0
Working plane	0.2	0.2	0.2	0.2	0.2	0.2	0.2	0.2	0.2	0
ROOM INDEX	UTILIZATION FACTORS (PERCENT) $k(RI) \times RCR = 5$									
$k = 0.60$	91	85	82	90	85	82	90	85	82	78
0.80	98	93	89	97	92	89	96	92	89	86
1.00	102	97	93	101	96	93	99	96	93	89
1.25	105	101	97	104	100	97	102	99	96	92
1.50	108	103	100	106	103	100	104	101	99	95
2.00	110	106	103	108	105	102	106	103	101	96
2.50	111	108	105	110	107	104	107	104	102	97
3.00	113	110	107	111	108	106	108	106	104	98
4.00	115	112	110	112	110	109	109	107	106	99
5.00	116	114	112	114	112	110	110	108	107	100
ROOM INDEX	UF(total)									Direct
According to DIN EN 13032-2 2004			Suspended					SHRNOM = 1.25		

C Range: 0 - 360DEG
C Interval: 30.0DEG
Test Speed: HIGH
Temperature:25.3DEG
Operators:Jason
Test Date:24 July 2020

γ Range: 0 - 90DEG
 γ Interval: 1.0DEG
Test System:EVERFINE GO-i300_V1 SYSTEM V2.0.401
Humidity:65.0%
Test Distance:3.160m [K=1.0000]
Remarks:

ISOCANDELA DIAGRAM

Test:U:229.90V I:0.0290A P:6.2000W PF:0.9530 Freq:50.00Hz Lamp Flux:306.149x1 lm		
NAME: SLDL226F-30SDP-TWD09	TYPE:	WEIGHT:
SPEC.:	DIM.:	SERIAL No.:
MFR.: Switch Lighting	SUR.:	Shielding Angle:




C Range: 0 - 360DEG
 C Interval: 30.0DEG
 Test Speed: HIGH
 Temperature:25.3DEG
 Operators:Jason
 Test Date:24 July 2020

γ Range: 0 - 90DEG
 γ Interval: 1.0DEG
 Test System:EVERFINE GO-i300_v1 SYSTEM V2.0.401
 Humidity:65.0%
 Test Distance:3.160m [K=1.0000]
 Remarks:

AAI Figure

Test:U:229.90V I:0.0290A P:6.2000W PF:0.9530 Freq:50.00Hz Lamp Flux:306.149x1 lm		
NAME: SLDL226F-30SDP-TWD09	TYPE:	WEIGHT:
SPEC.:	DIM.:	SERIAL No.:
MFR.: Switch Lighting	SUR.:	Shielding Angle:



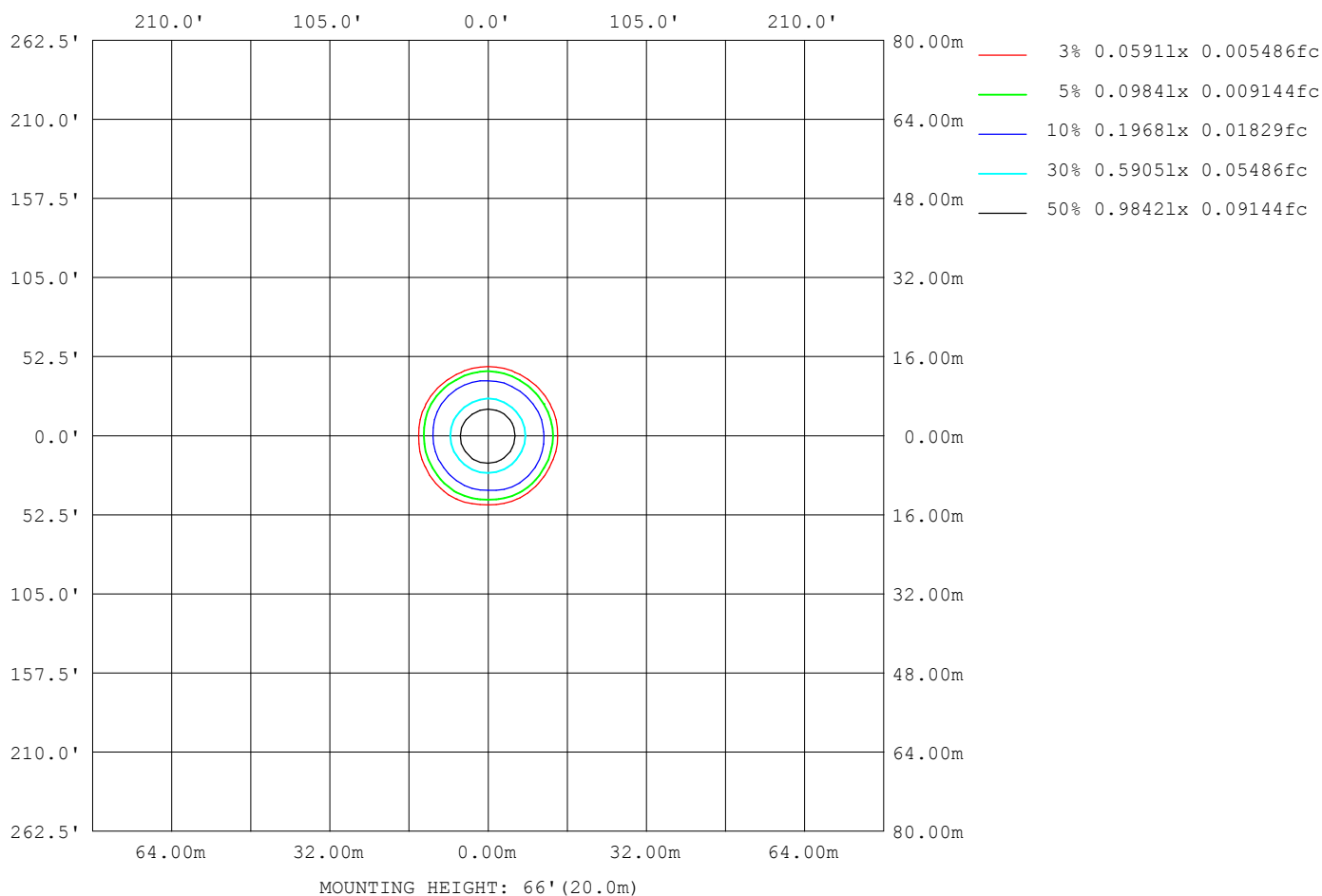
Note:The Curves indicate the illuminated area and the average illumination when the luminaire is at different distance.

C Range: 0 - 360DEG
 C Interval: 30.0DEG
 Test Speed: HIGH
 Temperature:25.3DEG
 Operators:Jason
 Test Date:24 July 2020

γ Range: 0 - 90DEG
 γ Interval: 1.0DEG
 Test System:EVERFINE GO-i300_V1 SYSTEM V2.0.401
 Humidity:65.0%
 Test Distance:3.160m [K=1.0000]
 Remarks:

ISOLUX DIAGRAM

Test:U:229.90V I:0.0290A P:6.2000W PF:0.9530 Freq:50.00Hz Lamp Flux:306.149x1 lm		
NAME: SLDL226F-30SDP-TWD09	TYPE:	WEIGHT:
SPEC.:	DIM.:	SERIAL No.:
MFR.: Switch Lighting	SUR.:	Shielding Angle:



C Range: 0 - 360DEG
C Interval: 30.0DEG
Test Speed: HIGH
Temperature:25.3DEG
Operators:Jason
Test Date:24 July 2020

γ Range: 0 - 90DEG
γ Interval: 1.0DEG
Test System:EVERFINE GO-i300_V1 SYSTEM V2.0.401
Humidity:65.0%
Test Distance:3.160m [K=1.0000]
Remarks:

LED Avg.L Report

Test:U:229.90V I:0.0290A P:6.2000W PF:0.9530 Freq:50.00Hz Lamp Flux:306.149x1 lm		
NAME: SLDL226F-30SDP-TWD09	TYPE:	WEIGHT:
SPEC.:	DIM.:	SERIAL No.:
MFR.: Switch Lighting	SUR.:	Shielding Angle:

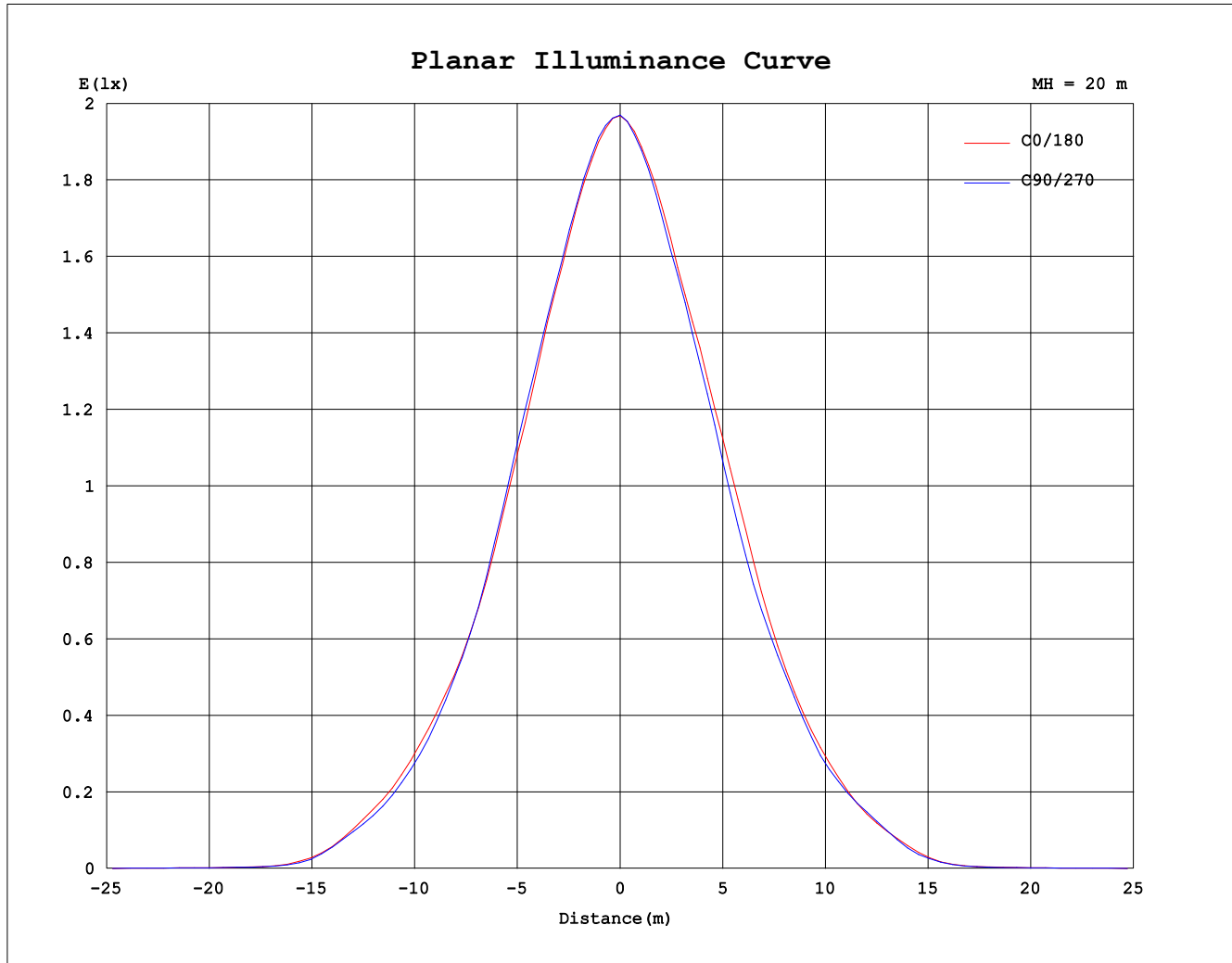
AvgL	cd/m2
L_0~180 (65) av	381
L_0~180 (75) av	95
L_0~180 (85) av	60
L_90~270 (65) av	353
L_90~270 (75) av	85
L_90~270 (85) av	46
L_45 (65) av	423
L_45 (75) av	87
L_45 (85) av	36

Standard: GB/T 29293-2012

C Range: 0 - 360DEG
C Interval: 30.0DEG
Test Speed: HIGH
Temperature:25.3DEG
Operators:Jason
Test Date:24 July 2020

γ Range: 0 - 90DEG
γ Interval: 1.0DEG
Test System:EVERFINE GO-i300_V1 SYSTEM V2.0.401
Humidity:65.0%
Test Distance:3.160m [K=1.0000]
Remarks:

Planar Illuminance Curve



C Range: 0 - 360DEG
 C Interval: 30.0DEG
 Test Speed: HIGH
 Temperature: 25.3DEG
 Operators: Jason
 Test Date: 24 July 2020

γ Range: 0 - 90DEG
 γ Interval: 1.0DEG
 Test System: EVERFINE GO-i300_V1 SYSTEM V2.0.401
 Humidity: 65.0%
 Test Distance: 3.160m [K=1.0000]
 Remarks:

```

γ Range: 0 - 90DEG
γ Interval: 1.0DEG
Test System: EVERFINE GO-i300_V1 SYSTEM V2.0.401
Humidity: 65.0%
Test Distance: 3.160m [K=1.0000]
Remarks:

```