

SWITCH[®] Lighting

LED Ribbon

+ Aluminium Profiles











Bespoke LED Ribbon designs
for all your lighting needs








enhancing environments
through **lighting**

LED RIBBON & ALUMINIUM PROFILE REFERENCE CHART

All tails cuts & joins are provided free of charge | 200mm tails as standard if unspecified | Max tail length 3m.


27 = 2700K Warm White
30 = 3000K Natural White
40 = 4000K Cool White





	CODE	CCT OPTIONS	W/M	V DC	IP RATING	LEDS/M	CRI	DIMENSIONS	CUT INCREM.	MAX LENGTH
LED RIBBON IP20 INTERIOR			120° SMD LED LAMP AVAILABLE AS A 5M ROLL OR CUT TO LENGTH 50,000 HOUR LIFESPAN 3 YEAR WARRANTY FOR INDOOR USE ONLY							
	SLC-05-##*	Single colour: 27 30 40	5	24	20	240	90	10mmW x 1.3mmH	25mm	5m
	SLC-10-##*	Single colour: 27 30 40	10	24	20	240	90	10mmW x 1.3mmH	25mm	5m
	SLC-15-##*	Single colour: 27 30 40	15	24	20	240	90	10mmW x 1.3mmH	25mm	5m
	SLC-20-##*	Single colour: 27 30 40	20	24	20	240	90	10mmW x 1.3mmH	25mm	5m
	SLC-TUNABLE	Tunable White: 1800K-4000K	19	24	20	192	90	10mmW x 1.3mmH	62mm	6m
	SLC-SUNSET	Sunset Dim: 3000K>1800K	15	24	20	168	90	10mmW x 1.5mmH	85mm	6m
	SLC-RGBW	Four colour: RGBW	20	24	20	144	N/A	10mmW x 1.3mmH	42mm	6m
	SLC-UN-05-##*	Single Colour: 27 30 40	5	24	20	204	95	5mmW x 1.4mmH	29mm	7m







	CODE	CCT OPTIONS	W/M	V DC	IP RATING	LEDS/M	CRI	DIMENSIONS	CUT INCREM.	MAX LENGTH
LED RIBBON IP65 EXTERIOR			120° SMD LED LAMP AVAILABLE AS A 5M ROLL OR CUT TO LENGTH 50,000 HOUR LIFESPAN 3 YEAR WARRANTY FOR EXTERIOR USE							
	SLC-WP-05-##*	Single colour: 27 30 40	5	24	65	240	90	10mmW x 3mmH	25mm	5m
	SLC-WP-10-##*	Single colour: 27 30 40	10	24	65	240	90	10mmW x 3mmH	25mm	5m
	SLC-WP-15-##*	Single colour: 27 30 40	15	24	65	240	90	10mmW x 3mmH	25mm	5m
	SLC-WP-20-##*	Single colour: 27 30 40	20	24	65	240	90	10mmW x 3mmH	25mm	5m
	SLC-WP-TUNABLE	Tunable White: 1800K-4000K	19	24	65	192	90	10mmW x 3mmH	62mm	5m
	SLC-WP-SUNSET	Sunset Dim: 3000K>1800K	15	24	65	168	90	10mmW x 3.2mmH	85mm	5m
	SLC-WP-RGBW	Four colour: RGBW	20	24	65	144	N/A	10mmW x 3mmH	42mm	5m
	SLC-WP-UN-05-##*	Single Colour: 27 30 40	5	24	65	204	95	5mmW x 2.3mmH	29mm	7m**

*Base code, change ## to CCT code. i.e 30. For full code, use code builder on our website to select colour temperature & length.

**NOTE: All lengths of SLC-WP-UN-05 >5m require 2-4 weeks lead time. <5m are standard 2-5 days (except volume indent orders)







	CODE	CCT OPTIONS	W/M	V DC	IP RATING	LEDS/M	CRI	DIMENSIONS	CUT INCREM.	MAX LENGTH
NEON RIBBON PROFILE IP67 EXTERIOR			FLEXIBLE NEON LED MADE TO ORDER MOUNT WITH INCLUDED CLIPS OR SELECT EXTRUSION							
	SLC-OPAL NEON-24-3-##*	Neon 27 30 40 SQ WH	15	24	67	120	90	16mm x 16mm	100mm	7m
	SLC-OPAL NEON-RGBW	Neon RGBW SQ WH	18	24	67	120	N/A	16mm x 16mm	100mm	7m
	SLC-ONYX NEON-24-3-##*	Neon 27 30 40 SQ BLK	15	24	67	120	90	16mm x 16mm	100mm	7m
	SLC-ONYX NEON-RGBW	Neon RGBW SQ BLK	18	24	67	120	N/A	16mm x 16mm	100mm	7m

	CODE	PROFILE TYPE	DIMENSIONS	COLOUR	DIFFUSER	MAX LENGTH
NEON ALUMINIUM PROFILE						
	SLC-STRAIGHT CHANNEL ALU	Straight Channel for Opal Neon - ALU	16mmW x 16mmD inside	ALU	-	1m
	SLC-STRAIGHT CHANNEL BLK	Straight Channel for Onyx Neon - BLK	16mmW x 16mmD inside	BLK	-	1m
	SLC-FLEXIBLE CHANNEL ALU	Flexible Channel for Opal Neon - ALU	16mmW x 16mmD inside	ALU	-	1m
	SLC-FLEXIBLE CHANNEL BLK	Flexible Channel for Onyx Neon - BLK	16mmW x 16mmD inside	BLK	-	1m

	CODE	DESCRIPTION
ACCESSORIES		
	SLC-SGL-CON-STR	180° Straight Joiner (For Single Wing Plaster Neg. Detail Profiles)
	SLC-SGL-CON-90H	90° Horizontal Joiner (For Single Wing Neg. Detail Plaster Profiles)
	SLC-SGL-CON-90V	90° Vertical Joiner (For Single Wing Neg. Detail Plaster Profiles)
	SLC-DBL-CON-STR	180° Straight Joiner (For Double Wing Neg. Detail Plaster Profiles)
	SLC-DBL-CON-90H	90° Horizontal Joiner (For Double Wing Neg. Detail Plaster Profiles)
	SLC-DBL-CON-90V	90° Vertical Joiner (For Double Wing Neg. Detail Plaster Profiles)

LED RIBBON & ALUMINIUM PROFILE REFERENCE CHART

All profiles are provided with end caps and can be supplied in max lengths or cut to length as required.

	CODE	PROFILE TYPE	DIMENSIONS	COLOUR	DIFFUSER	MAX LENGTH
ALUMINIUM PROFILE UV STABILISED DIFFUSER						
	SLC-SHALLOW SURF ALU	Shallow Surface Mount or Trimless Recessed	17.1mmW x 8mmH	ALU	OPAL	2.5m
	SLC-SHALLOW SURF WH	Shallow Surface Mount or Trimless Recessed	17.1mmW x 8mmH	WH	OPAL	2.5m
	SLC-SHALLOW SURF BLK	Shallow Surface Mount or Trimless Recessed	17.1mmW x 8mmH	BLK	OPAL	2.5m
	SLC-SHALLOW SURF ONYX	Shallow Surface Mount or Trimless Recessed	17.1mmW x 8mmH	BLK	ONYX	2.5m
	SLC-SHALLOW REC ALU	Shallow Recessed w/Wings	23mmW x 9.2mmH	ALU	OPAL	2.5m
	SLC-SHALLOW REC WH	Shallow Recessed w/Wings	23mmW x 9.2mmH	WH	OPAL	2.5m
	SLC-SHALLOW REC BLK	Shallow Recessed w/Wings	23mmW x 9.2mmH	BLK	OPAL	2.5m
	SLC-SHALLOW REC ONYX	Shallow Recessed w/Wings	23mmW x 9.2mmH	BLK	ONYX	2.5m
	SLC-DEEP SURF ALU	Deep Surface Mount or Trimless Recessed	17.1mmW x 16mmD	ALU	OPAL	2.5m
	SLC-DEEP SURF WH	Deep Surface Mount or Trimless Recessed	17.1mmW x 16mmD	WH	OPAL	2.5m
	SLC-DEEP SURF BLK	Deep Surface Mount or Trimless Recessed	17.1mmW x 16mmD	BLK	OPAL	2.5m
	SLC-DEEP SURF ONYX	Deep Surface Mount or Trimless Recessed	17.1mmW x 16mmD	BLK	ONYX	2.5m
	SLC-DEEP REC ALU	Deep Recessed w/Wings	23mmW x 15.4mmD	ALU	OPAL	2.5m
	SLC-DEEP REC WH	Deep Recessed w/Wings	23mmW x 15.4mmD	WH	OPAL	2.5m
	SLC-DEEP REC BLK	Deep Recessed w/Wings	23mmW x 15.4mmD	BLK	OPAL	2.5m
	SLC-DEEP REC ONYX	Deep Recessed w/Wings	23mmW x 15.4mmD	BLK	ONYX	2.5m
	SLC-ANGLED SURF ALU	45° Angled Surface Mount	18.5mmW x 18.5mmD	ALU	OPAL	2.5m
	SLC-ANGLED SURF WH	45° Angled Surface Mount	18.5mmW x 18.5mmD	WH	OPAL	2.5m
	SLC-ANGLED SURF BLK	45° Angled Surface Mount	18.5mmW x 18.5mmD	BLK	OPAL	2.5m
	SLC-ANGLED SURF ONYX	45° Angled Surface Mount	18.5mmW x 18.5mmD	BLK	ONYX	2.5m
	SLC-WALL SURF UP ALU	Wall Surface Mount Up Only	44mmW x 18mmD	ALU	FROST	2.5m
	SLC-WALL SURF UP WH	Wall Surface Mount Up Only	44mmW x 18mmD	WH	FROST	2.5m
	SLC-WALL SURF UP/DN ALU	Wall Surface Mount Up/Down	48.4mmW x 18mmD	ALU	OPAL	2m
	SLC-WALL SURF UP/DN WH	Wall Surface Mount Up/Down	48.4mmW x 18mmD	WH	OPAL	2m
	SLC-WALL SURF UP/DN BLK	Wall Surface Mount Up/Down	48.4mmW x 18mmD	BLK	OPAL	2m
	SLC-WALL SURF UP/DN ONYX	Wall Surface Mount Up/Down	48.4mmW x 18mmD	BLK	ONYX	2m
	SLC-PLASTER FLUSH ALU	Plaster Flush Face Recessed	64mmW x 15mmD	ALU	OPAL	2.5m
	SLC-TILE FLUSH ALU	Tile Flush Face Surface Mount	64mmW x 15mmD	ALU	OPAL	2.5m
	SLC-PLASTER NEG DET SGL ALU	Plaster Negative Detail Recessed Sgl Wing	38mmW x 24.7mmD	ALU	OPAL	2.5m
	SLC-PLASTER NEG DET SGL WH	Plaster Negative Detail Recessed Sgl Wing	38mmW x 24.7mmD	WH	OPAL	2.5m
	SLC-PLASTER NEG DET SGL ONYX	Plaster Negative Detail Recessed Sgl Wing	38mmW x 24.7mmD	BLK	ONYX	2.5m
	SLC-PLASTER NEG DET DBL ALU	Plaster Negative Detail Recessed Dbl Wing	61.25mmW x 37mmD	ALU	OPAL	2.5m
	SLC-PLASTER NEG DET DBL WH	Plaster Negative Detail Recessed Dbl Wing	61.25mmW x 37mmD	WH	OPAL	2.5m
	SLC-PLASTER NEG DET DBL ONYX	Plaster Negative Detail Recessed Dbl Wing	61.25mmW x 37mmD	BLK	ONYX	2.5m
	SLC-TILE NEG DET SGL ALU	Tile Negative Detail Recessed Sgl Wing	38mmW x 24.7mmD	ALU	OPAL	2.5m
	SLC-TILE NEG DET SGL WH	Tile Negative Detail Recessed Sgl Wing	38mmW x 24.7mmD	WH	OPAL	2.5m
	SLC-TILE NEG DET SGL ONYX	Tile Negative Detail Recessed Sgl Wing	38mmW x 24.7mmD	BLK	ONYX	2.5m
	SLC-ULTRA NARROW SURF ALU	Ultra Narrow Surface Mount Or Recessed Trimless	7.5mmW x 9mmD	ALU	OPAL	3m
	SLC-ULTRA NARROW SURF BLK	Ultra Narrow Surface Mount Or Recessed Trimless	7.5mmW x 9mmD	BLK	OPAL	3m
	SLC-ULTRA NARROW SURF ONYX	Ultra Narrow Surface Mount Or Recessed Trimless	7.5mmW x 9mmD	BLK	ONYX	3m

View power supply options on Switch Lighting website: www.switch-lighting.co.nz/product-category/controllers-drivers-accessories/drivers



Scan QR to view full product specifications online

Switch Lighting Limited
107 Bolt Road
Annesbrook, Nelson 7011
+64 3 970 0755

sales@switch-lighting.co.nz
www.switch-lighting.co.nz



Connect with us