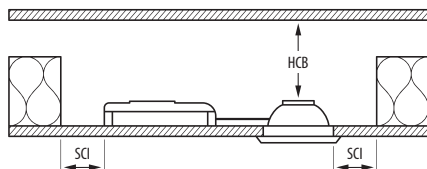


Installation Instructions – PM103

Non-IC / Do Not Cover

Classification: NON-IC / Do Not Cover

Recessed luminaire where building insulation material may NOT cover either the luminaire or the driver.



Required clearance: Standard

Required clearance from structural members and building elements:

SCB = 25mm HCB = 25mm SCI = 100mm

Required clearance: Fire Rated

Required clearance from structural members and building elements:

SCB = 100mm HCB = 100mm

See separate information sheet for compliant Fire Rated installations.

Approved insulation:

No insulation may cover this luminaire or driver.

Caution (New Zealand only):

This fitting is not permitted to be used in a residential installation.

Dimmer compatibility:

All Switch Lighting dimmers, PDL universal and trailing edge, Clipsal universal and trailing edge, HPM trailing edge, Legrand EM400A3P.

Contact Switch Lighting for other dimmers.

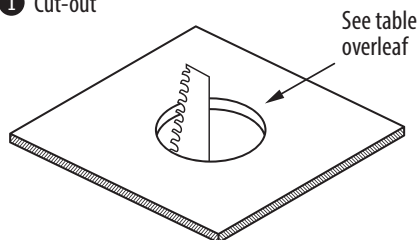
Warranty:

Luminaire: 7 years Driver: 5 years

Proof of purchase is required. See website for full warranty conditions.

Installation:

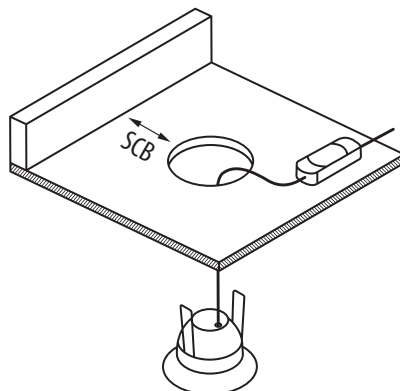
1 Cut-out



2 AC connection (by registered electrician)



3 Connect luminaire and install in ceiling (no insulation shown for clarity)



Installation Instructions Cut-out Chart

- 1 Select product
- 2 Read cut-out size
- 3 Check cavity depth

Code	D-LIGHTZ Product	Cut-out	Minimum Cavity Depth
SL11#LG	D-LIGHTZ Fixed	83-92mm	58mm
SL11#T	D-LIGHTZ Tilt	83-92mm	58mm
SLDL12#T	D-LIGHTZ Deep Tilt	92mm	72mm
SLDL15#T	D-LIGHTZ Offset Deep Tilt	105mm	77mm

Code	E-LIGHTZ Product	Cut-out	Minimum Cavity Depth
SL35	E-LIGHTZ Mini	83-92mm	58mm
SL40	E-LIGHTZ	105-120mm	42mm

Code	ZELA Product	Cut-out	Minimum Cavity Depth
SLDL21#F	ZELA Fixed	52-57mm	100mm
SLDL21#T	ZELA Tilt	73mm	67mm
SLDL22#F	ZELA Deep Fixed	73mm	67mm
SLDL22#T	ZELA Deep Tilt	89mm	76mm
SLDL25#T	ZELA Offset Deep Tilt	100mm	80mm
SLDF24#F	ZELA Fire Rated Fixed	57mm	190mm [†]
SLDF24#T	ZELA Fire Rated Tilt	73mm	190mm [†]
SLDF27#F	ZELA Fire Rated Deep Fixed	73mm	190mm [†]
SLDF28#F	ZELA décor Fixed 1	57mm	70mm

Please note: do not exceed the stated cut-out size.

[†]Fire Rated downlights must **not** be installed into a cavity of less than 190mm as tested to AS 1530.4:2014