

Installation Instructions – PM233

SSUD510F / SSUD520F Wall Light

Dimmer compatibility:

This unit has a built-in **non-dimmable** driver.

Type:

Internal driver. Class I luminaire, 6W single, 12W double.

Suitable installations:

Indoor or outdoor (IP65).

Looping in:

Suitable for looping in loads of 200W max including looped earth connection.

Replaceability:

The light source within this luminaire shall only be replaced by the manufacturer or his authorised agent.



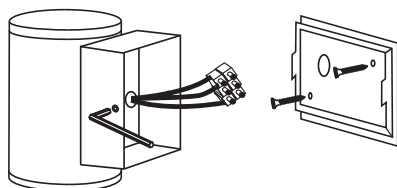
Warranty:

Luminaire: 5 years **Driver:** 5 years

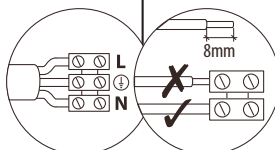
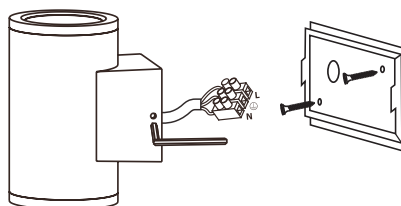
Proof of purchase is required. See website for full warranty conditions.

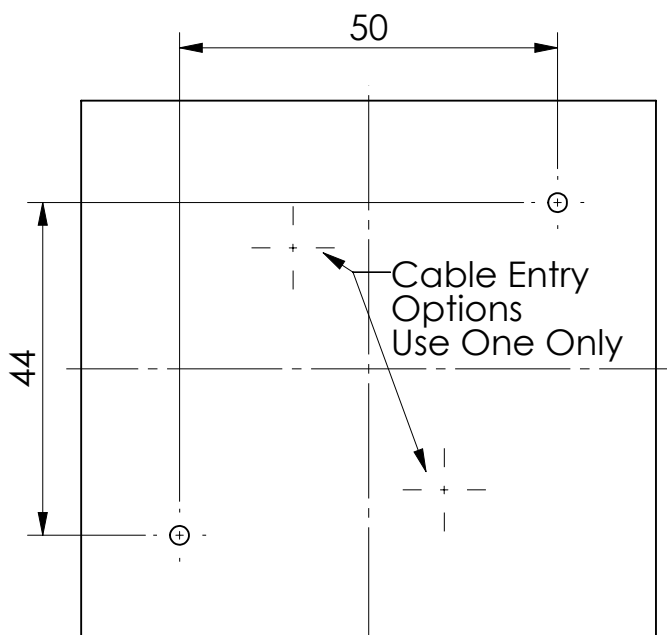
Installation:

sLED Wall Light – Single SSUD510F



sLED Wall Light – Double SSUD520F





BOTTOM